

Table 1a: Rush University Admissions Data by College, AY1718 to AY2122

COMP = Completed Applications; ADMIT = Admitted Applicants; MAT = Matriculated Students

Acceptance Rate = ADMIT/COMP; Yield Rate = MAT/ADMIT

College of Health Sciences	COMP	ADMIT	MAT	Yield Rate
AY1718	3,073	552	310	56%
AY1819	2,974	577	306	53%
AY1920	2,861	500	325	65%
AY2021	3,305	604	324	54%
AY2122*	3,239	547	382	70%
CHS 5-year Total	15,452	2,780	1,647	59%

College of Nursing	COMP	ADMIT	MAT	Yield Rate
AY1718	1,028	586	454	77%
AY1819	1,041	583	458	79%
AY1920	1,230	579	462	80%
AY2021	1,241	614	461	75%
AY2122	949	597	413	69%
RMC 5-year Total	5,489	2,959	2,248	76%

Rush Medical College	COMP	ADMIT	MAT	Yield Rate
AY1718	5,345	311	136	44%
AY1819	6,182	307	144	47%
AY1920	7,262	329	144	44%
AY2021	7,485	308	155	50%
AY2122	7,806	293	152	52%
RMC 5-year Total	34,080	1,548	731	47%

The Graduate College	COMP	ADMIT	MAT	Yield Rate
AY1718	245	159	96	60%
AY1819	196	136	96	71%
AY1920	148	124	65	52%
AY2021	201	158	87	55%
AY2122	187	140	71	51%
GC 5-year Total	977	717	415	58%

Rush University	COMP	ADMIT	MAT	Yield Rate
AY1718	9,691	1,608	996	62%
AY1819	10,393	1,603	1,004	63%
AY1920	11,501	1,532	996	65%
AY2021	12,232	1,684	1,027	61%
AY2122*	11,232	1,577	1,018	65%
RU 5-year Total	55,049	8,004	5,041	63%

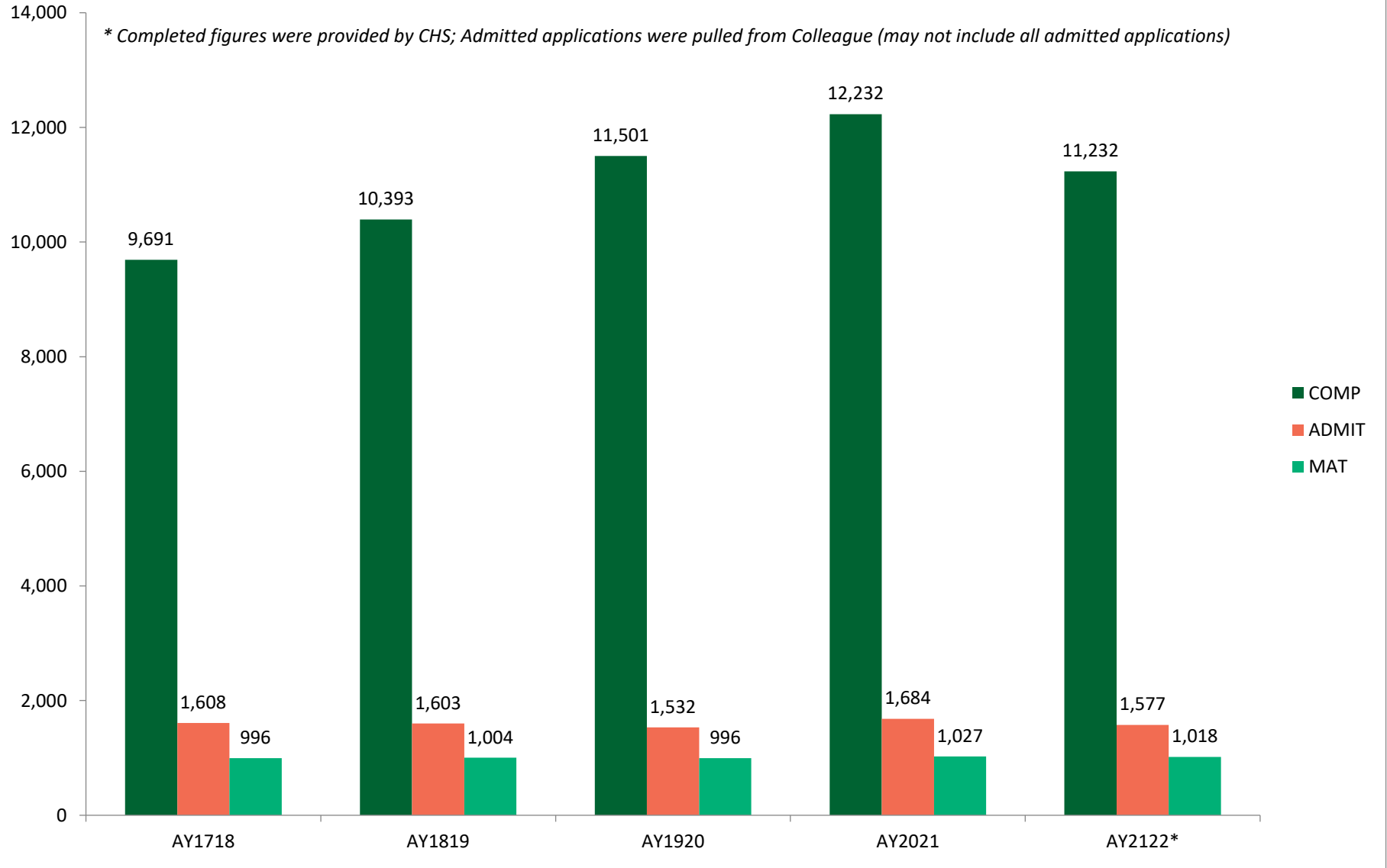
Note: Academic year includes fall, spring, and summer terms of any given year.

* COMP data for AY2122 were provided by CHS; ADMIT records were pulled from Colleague (may not include all records)

Rush University Application Summary

Totals by Status & Academic Year

(COMP = Complete; ADMIT = Admitted; MAT = Matriculated)

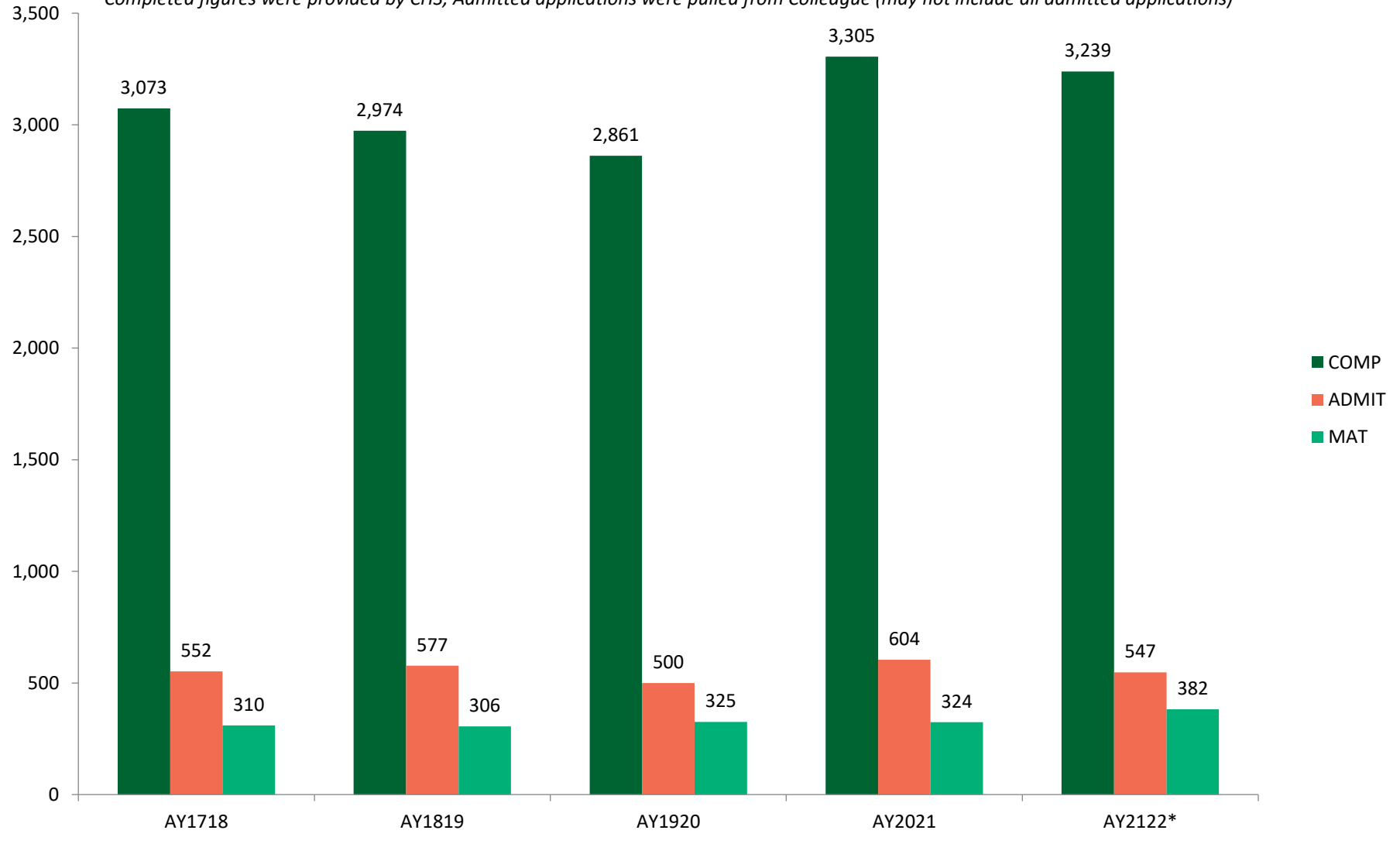


College of Health Sciences Application Summary

Totals by Status & Academic Year

(COMP = Complete; ADMIT = Admitted; MAT = Matriculated)

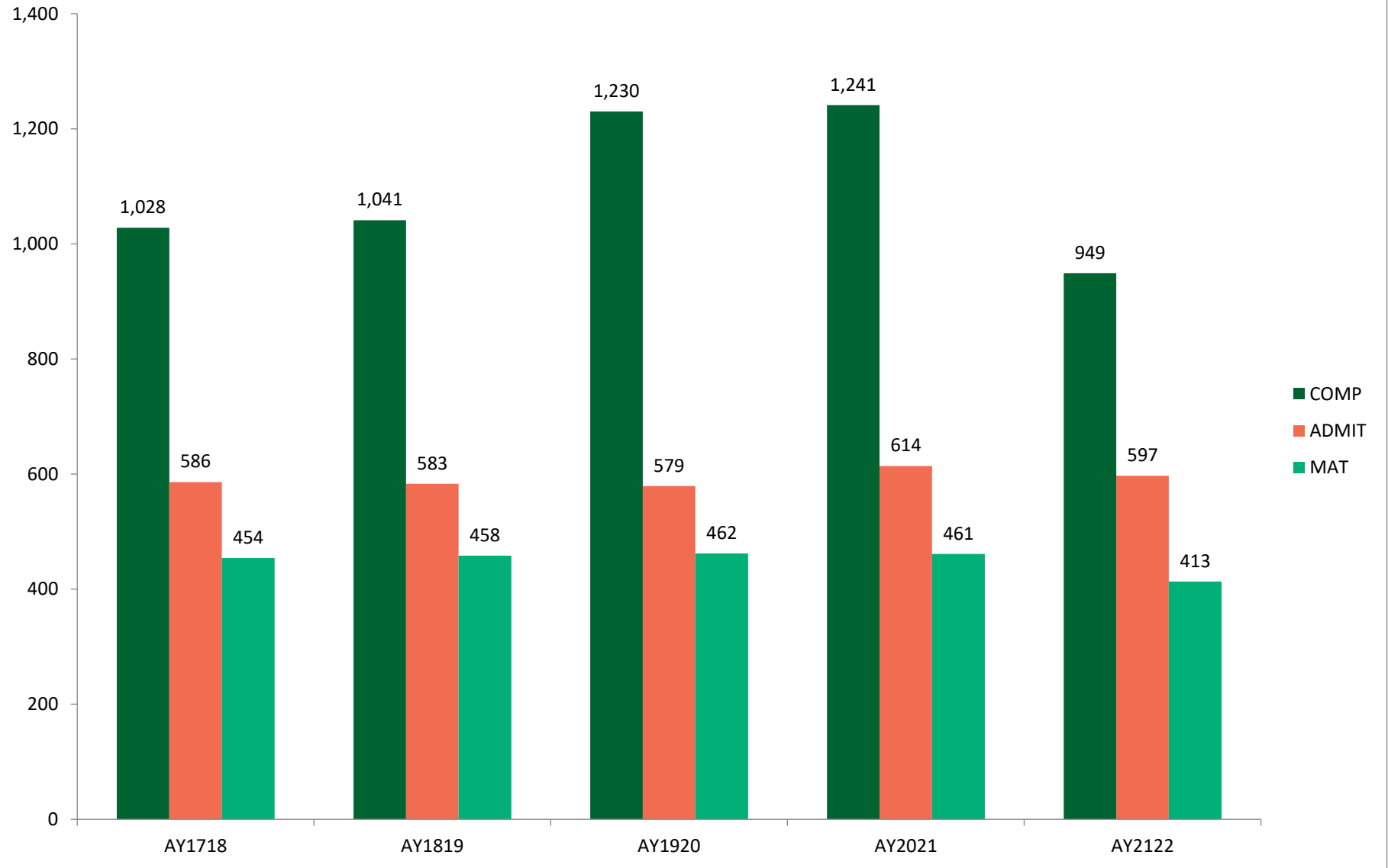
** Completed figures were provided by CHS; Admitted applications were pulled from Colleague (may not include all admitted applications)*



College of Nursing Application Summary

Totals by Status & Academic Year

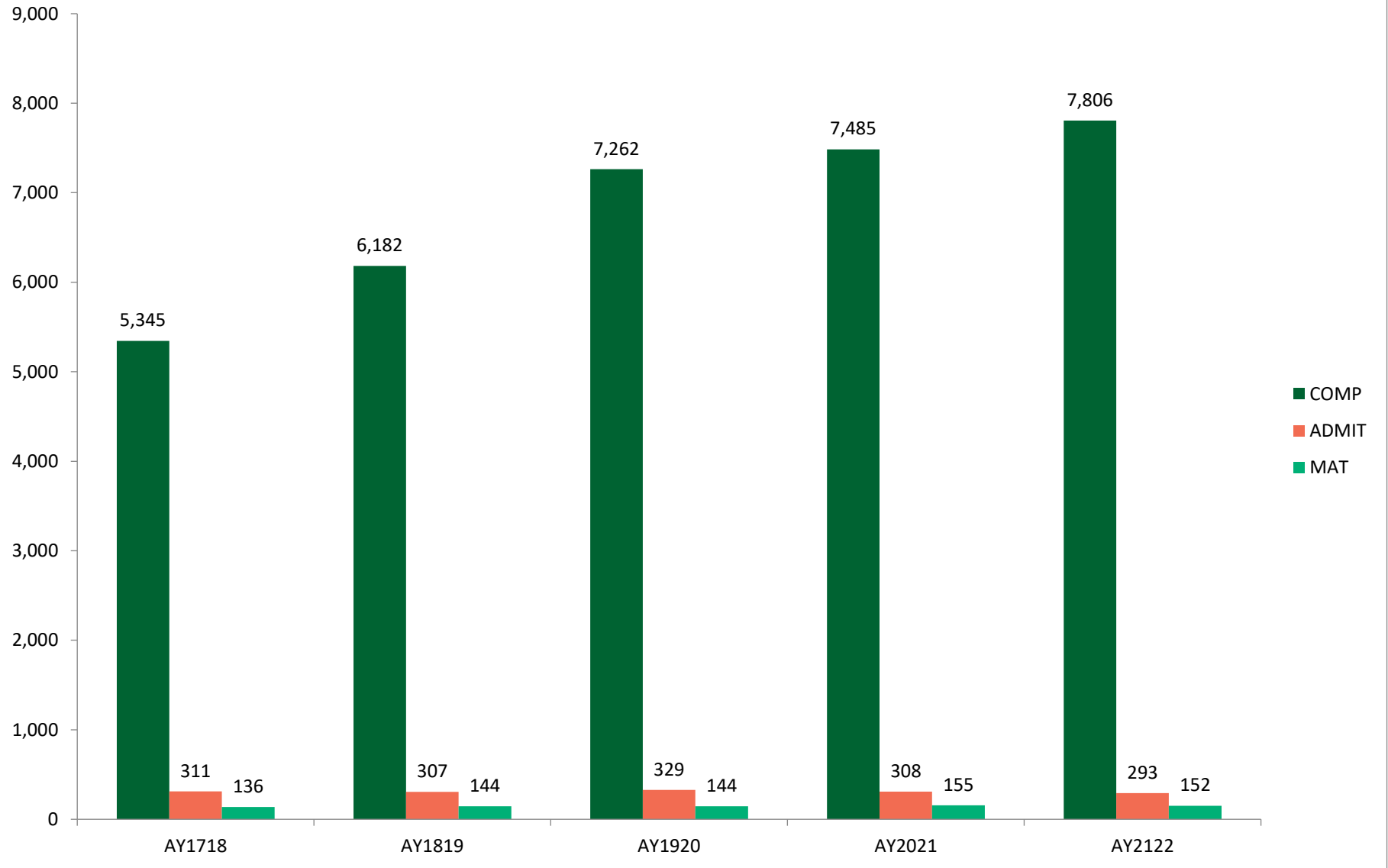
(COMP = Complete; ADMIT = Admitted; MAT = Matriculated)



Rush Medical College Application Summary

Totals by Status & Academic Year

(COMP = Complete; ADMIT = Admitted; MAT = Matriculated)



The Graduate College Application Summary

Totals by Status & Academic Year

(COMP = Complete; ADMIT = Admitted; MAT = Matriculated)

