

Table 1a: Rush University Admissions Data by College, AY1920 to AY2324

COMP = Completed Applications; ADMIT = Admitted Applicants; MAT = Matriculated Students

Acceptance Rate = ADMIT/COMP; Yield Rate = MAT/ADMIT

College of Health Sciences	COMP	ADMIT	MAT	Yield Rate
AY1920	2,861	500	325	65%
AY2021	3,305	604	324	54%
AY2122*	3,239	547	382	70%
AY2223	3,254	640	340	53%
AY2324	3,267	599	326	54%
CHS 5-year Total	15,926	2,890	1,697	59%

College of Nursing	COMP	ADMIT	MAT	Yield Rate
AY1920	1,230	579	462	80%
AY2021	1,241	614	461	75%
AY2122	949	597	413	69%
AY2223	933	590	410	69%
AY2324	997	549	393	72%
RMC 5-year Total	5,350	2,929	2,139	73%

Rush Medical College	COMP	ADMIT	MAT	Yield Rate
AY1920	7,262	329	144	44%
AY2021	7,485	308	155	50%
AY2122	7,806	293	152	52%
AY2223	8,464	264	144	55%
AY2324 **	8,679	416	205	49%
RMC 5-year Total	39,696	1,610	800	50%

The Graduate College	COMP	ADMIT	MAT	Yield Rate
AY1920	148	124	65	52%
AY2021	201	158	87	55%
AY2122	187	140	71	51%
AY2223	158	117	69	59%
AY2324 **	--	--	--	--
GC 5-year Total	694	539	292	54%

Rush University	COMP	ADMIT	MAT	Yield Rate
AY1920	11,501	1,532	996	65%
AY2021	12,232	1,684	1,027	61%
AY2122 *	12,181	1,577	1,018	65%
AY2223	12,809	1,611	963	60%
AY2324	12,943	1,564	924	59%
RU 5-year Total	61,666	7,968	4,928	62%

Note: Academic year includes fall, spring, and summer terms of any given year.

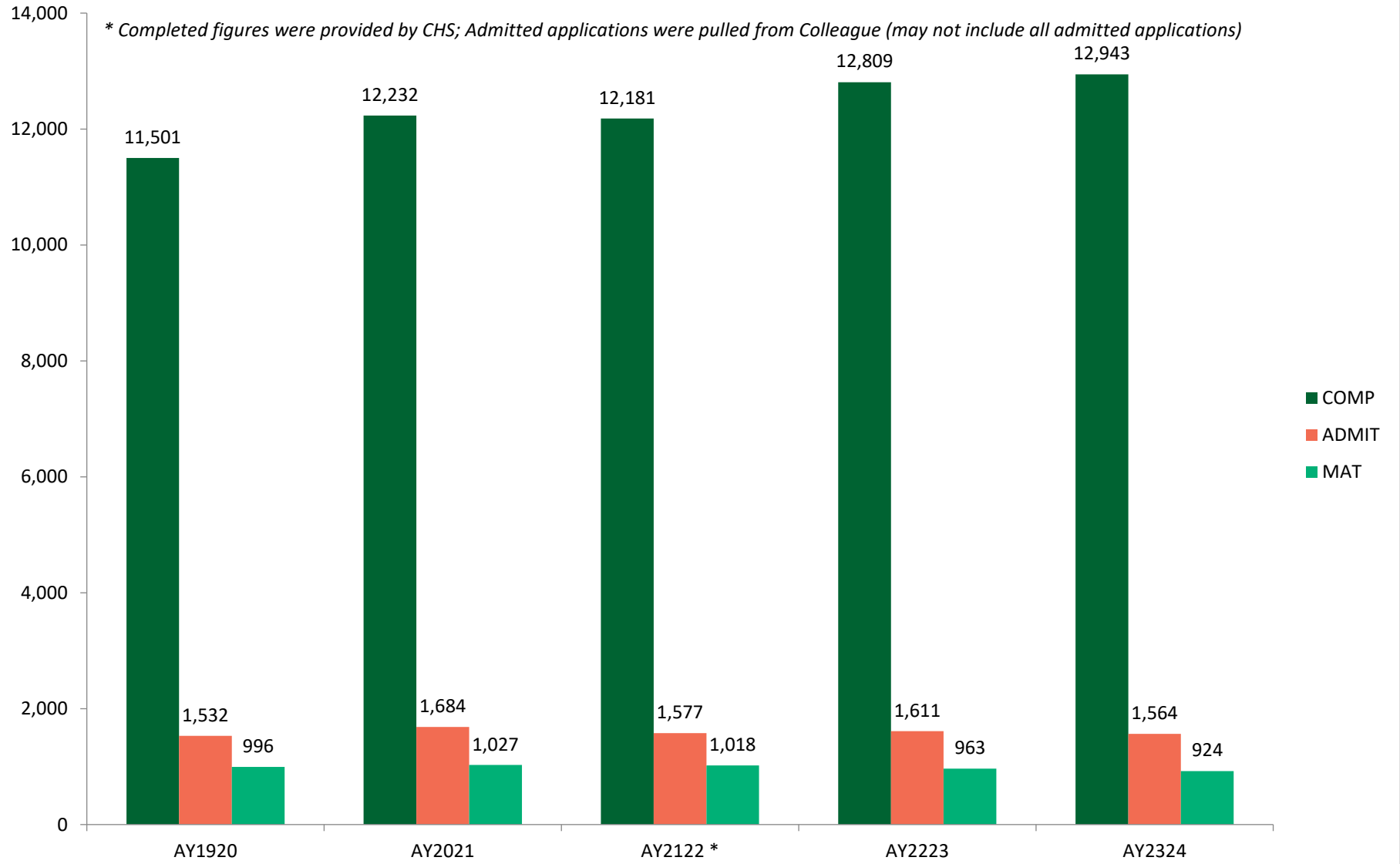
* COMP data for AY2122 were provided by CHS; ADMIT records were pulled from Colleague (may not include all records)

** Effective AY2324, The Graduate College transitioned to Rush Medical College, Division of Translational Science (DTS)

Rush University Application Summary

Totals by Status & Academic Year

(COMP = Complete; ADMIT = Admitted; MAT = Matriculated)

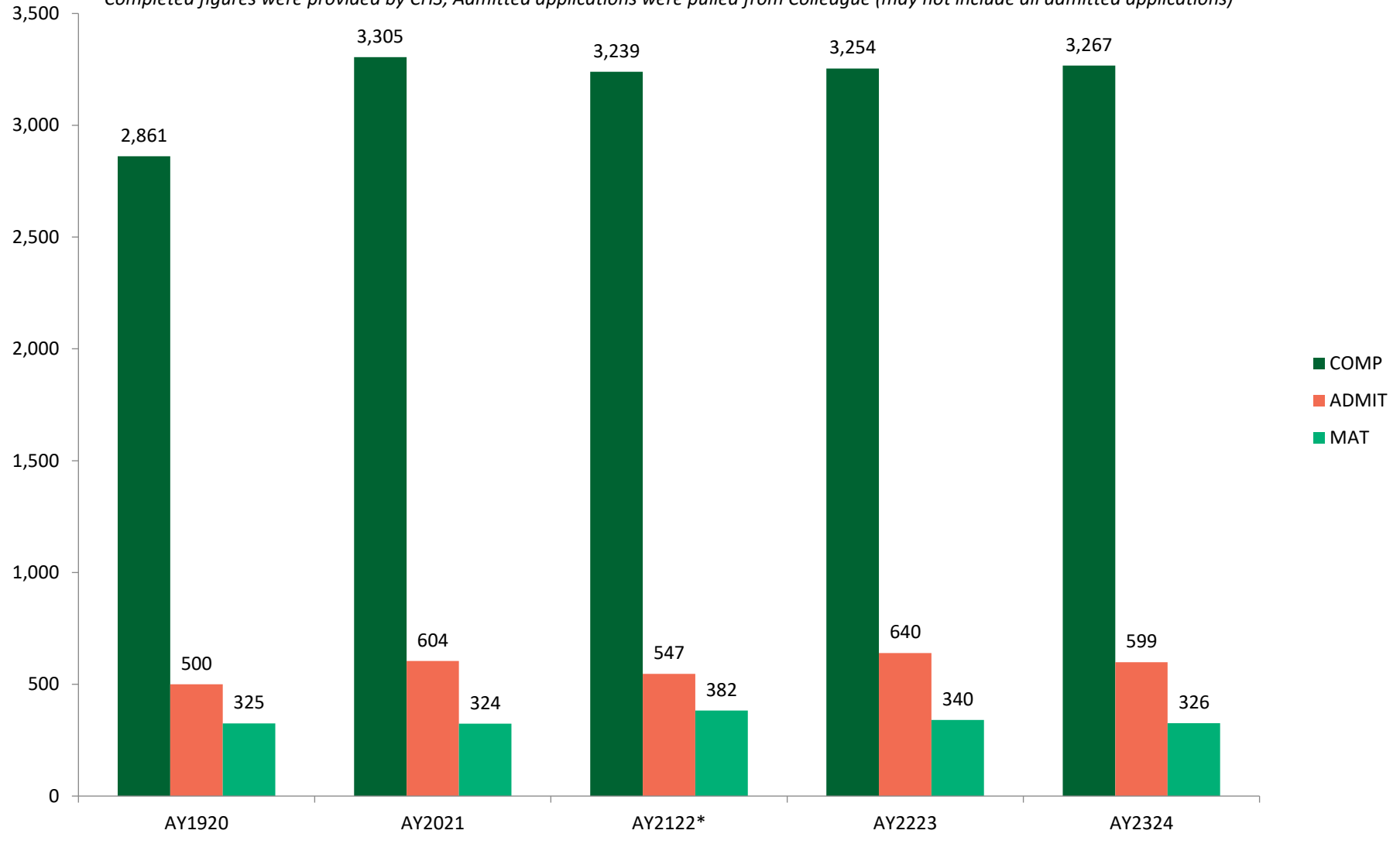


College of Health Sciences Application Summary

Totals by Status & Academic Year

(COMP = Complete; ADMIT = Admitted; MAT = Matriculated)

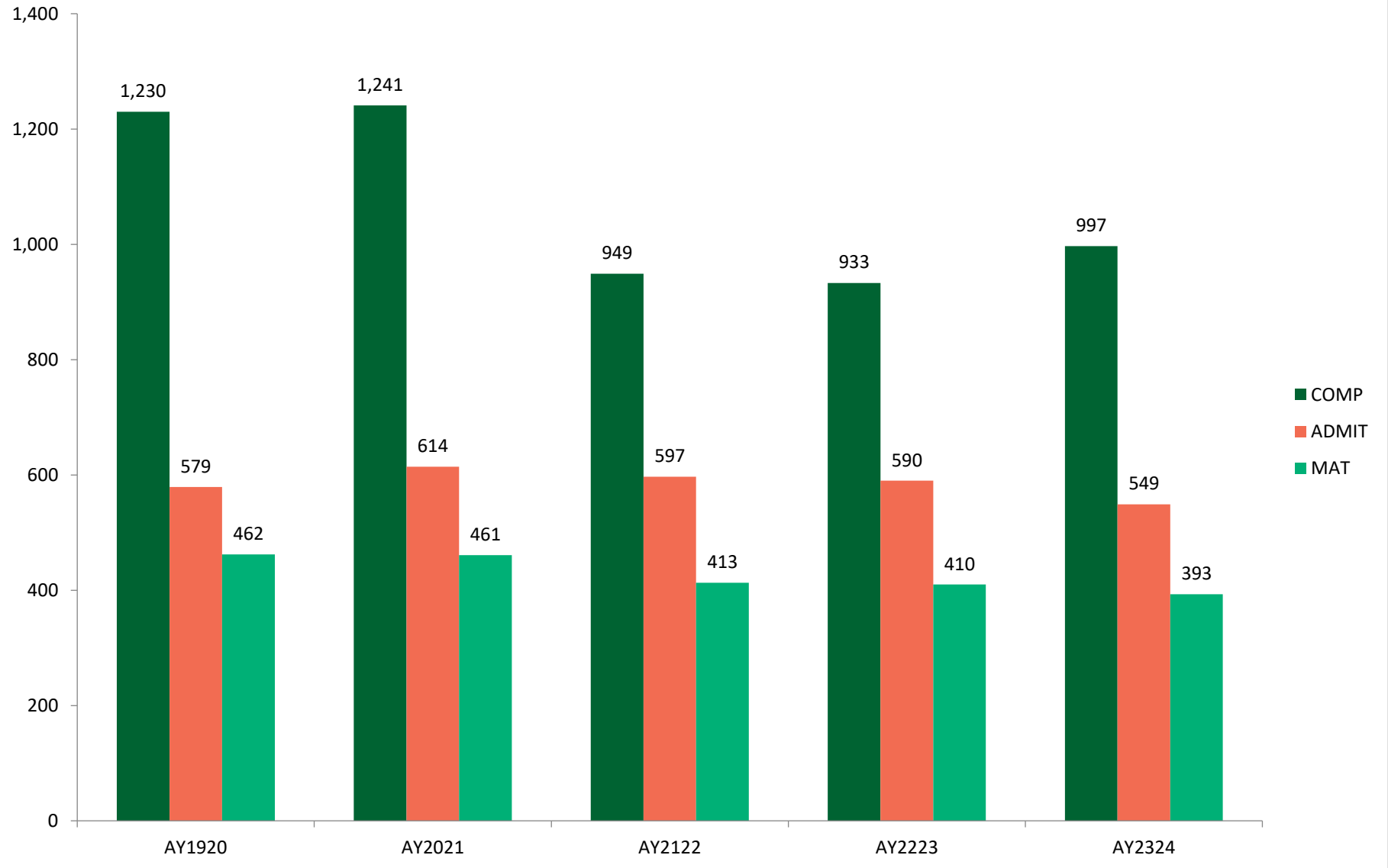
** Completed figures were provided by CHS; Admitted applications were pulled from Colleague (may not include all admitted applications)*



College of Nursing Application Summary

Totals by Status & Academic Year

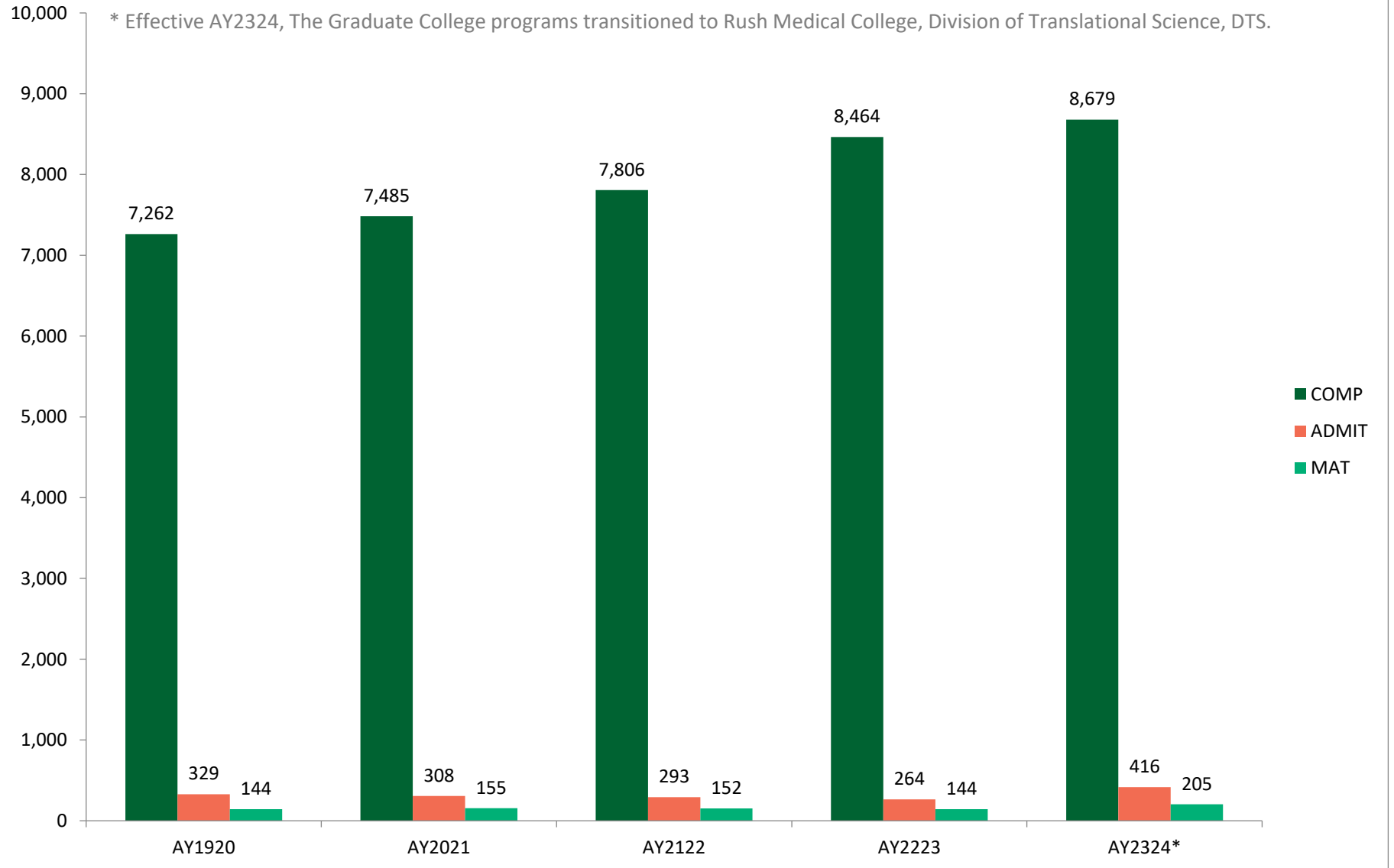
(COMP = Complete; ADMIT = Admitted; MAT = Matriculated)



Rush Medical College, Doctor of Medicine Application Summary

Totals by Status & Academic Year

(COMP = Complete; ADMIT = Admitted; MAT = Matriculated)



The Graduate College Application Summary

Totals by Status & Academic Year

(COMP = Complete; ADMIT = Admitted; MAT = Matriculated)

* Effective AY2324, The Graduate College programs transitioned to Rush Medical College, Division of Translational Science, DTS.

