



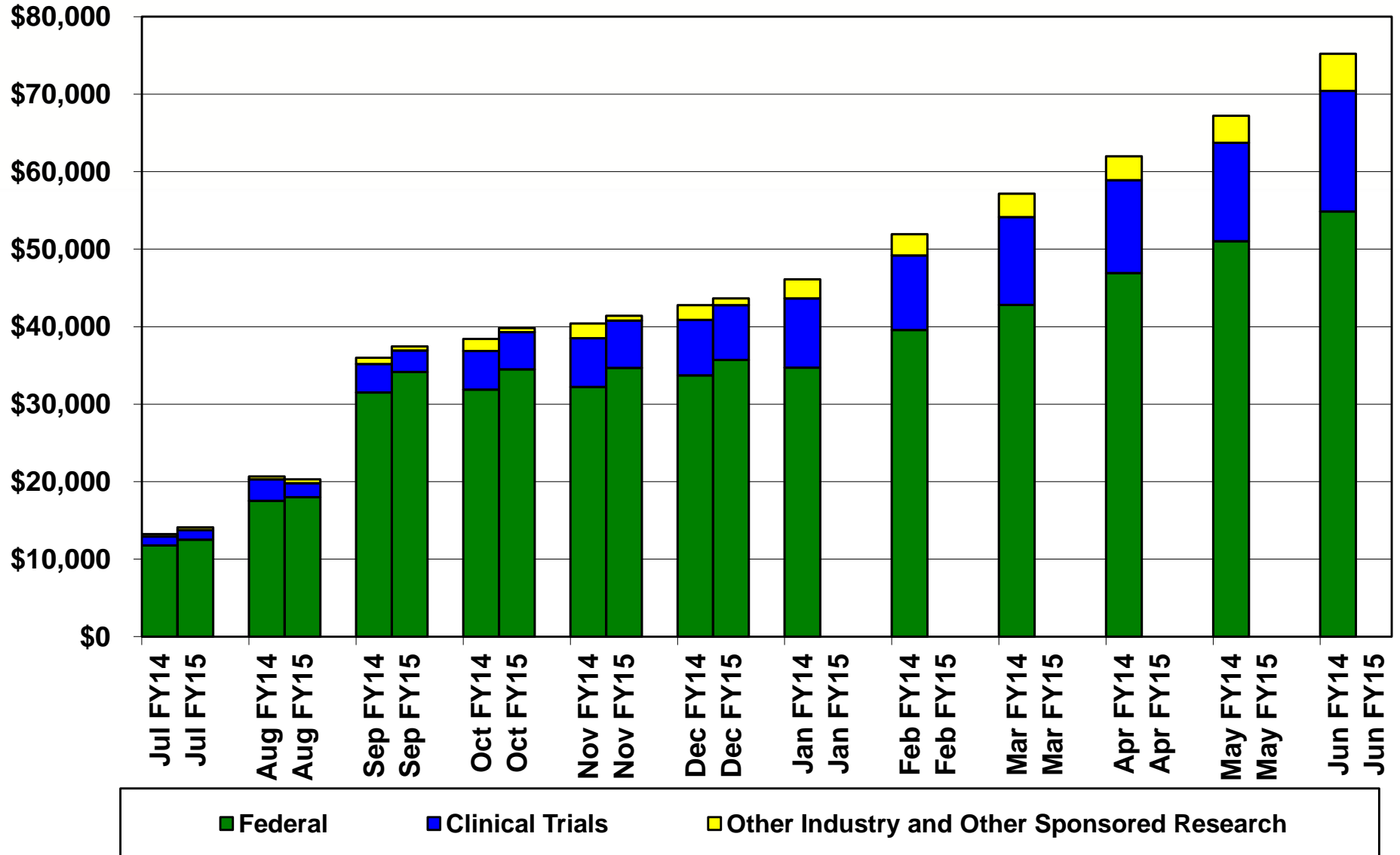
RUSH UNIVERSITY

RUSH MEDICAL COLLEGE • COLLEGE OF NURSING • COLLEGE OF HEALTH SCIENCES • THE GRADUATE COLLEGE

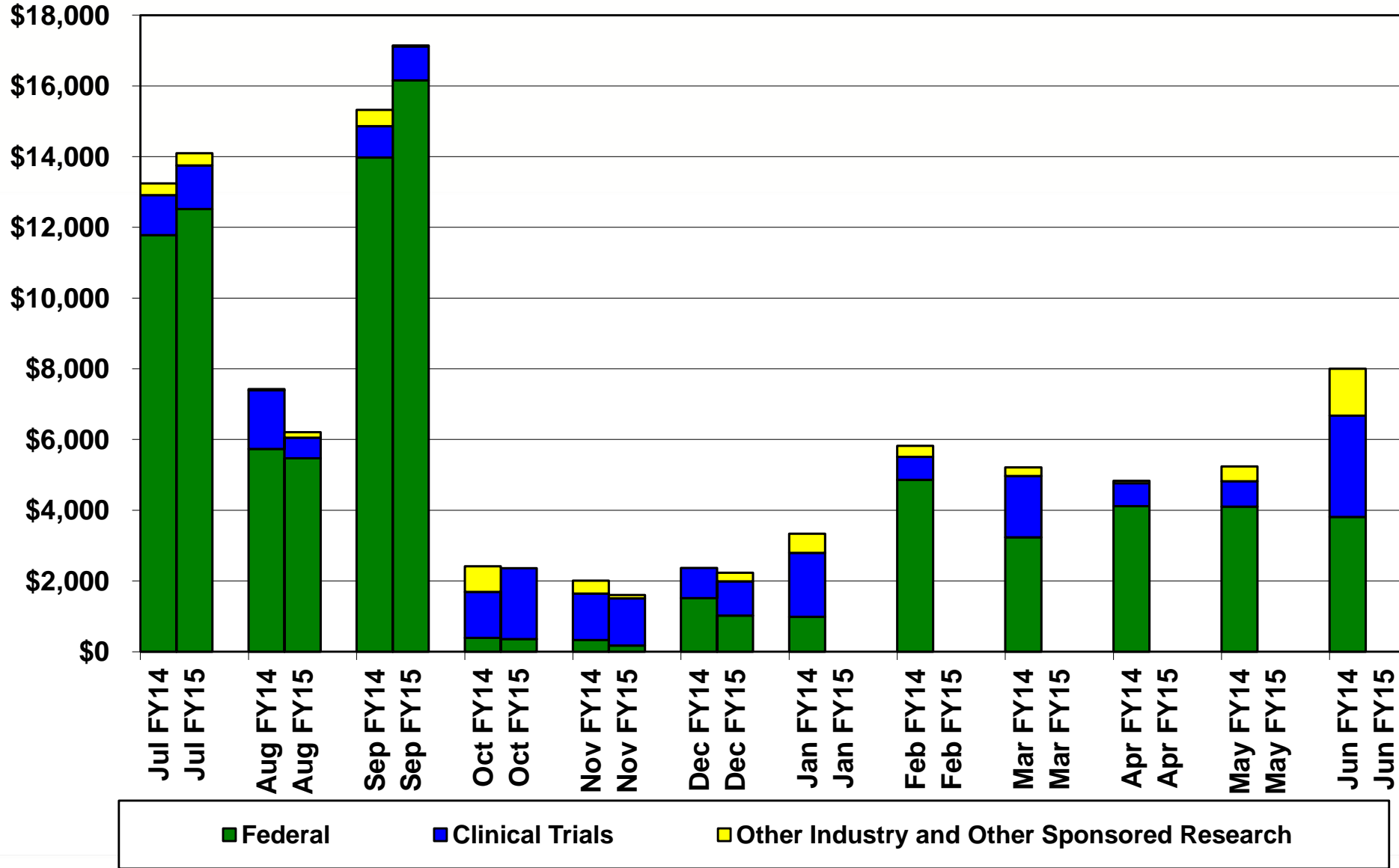
Office of the Associate Provost for Research

Schedule of FY15 Research Awards Through December 2014

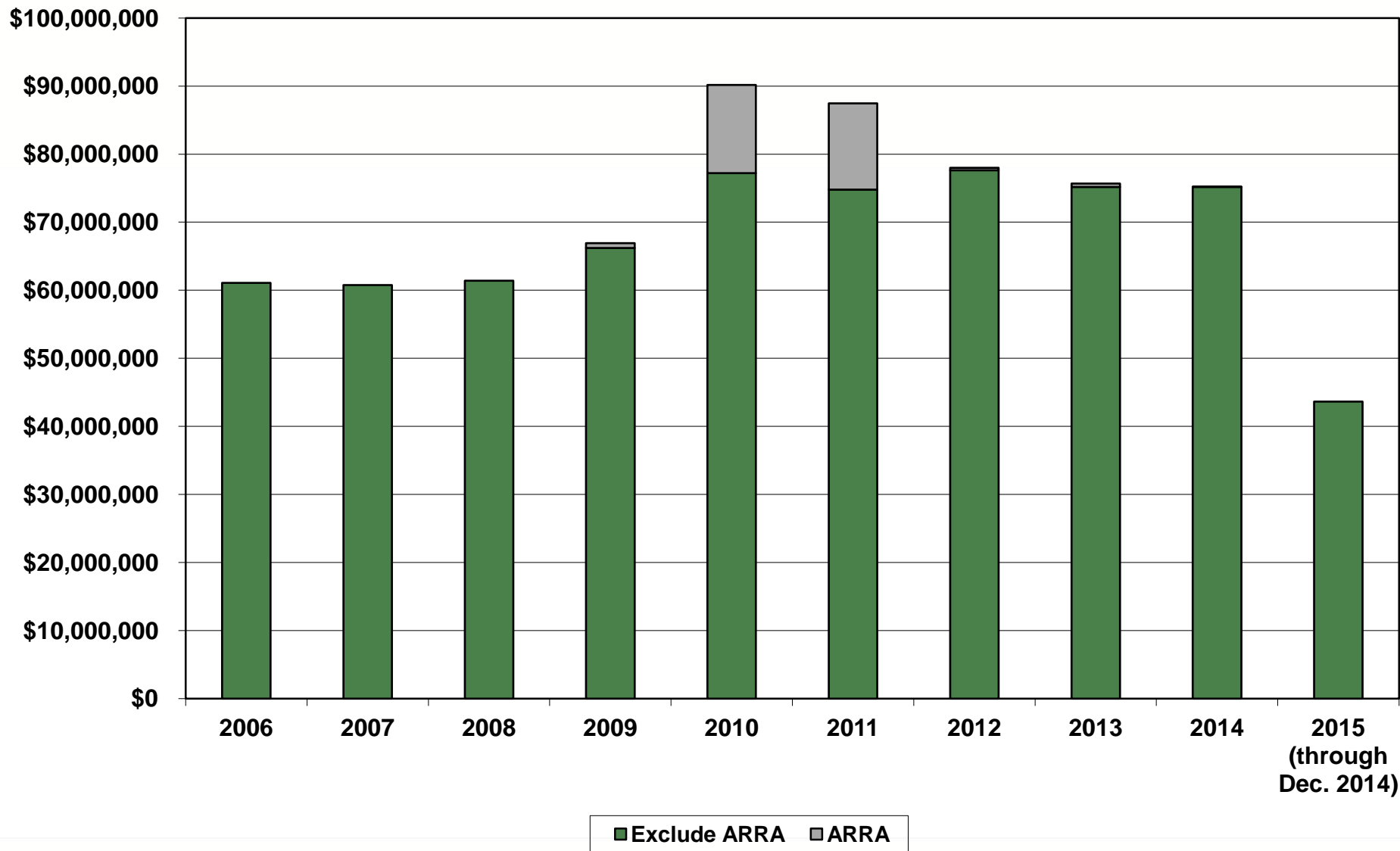
Cumulative Monthly Schedule of Research Awards (amounts in thousands)



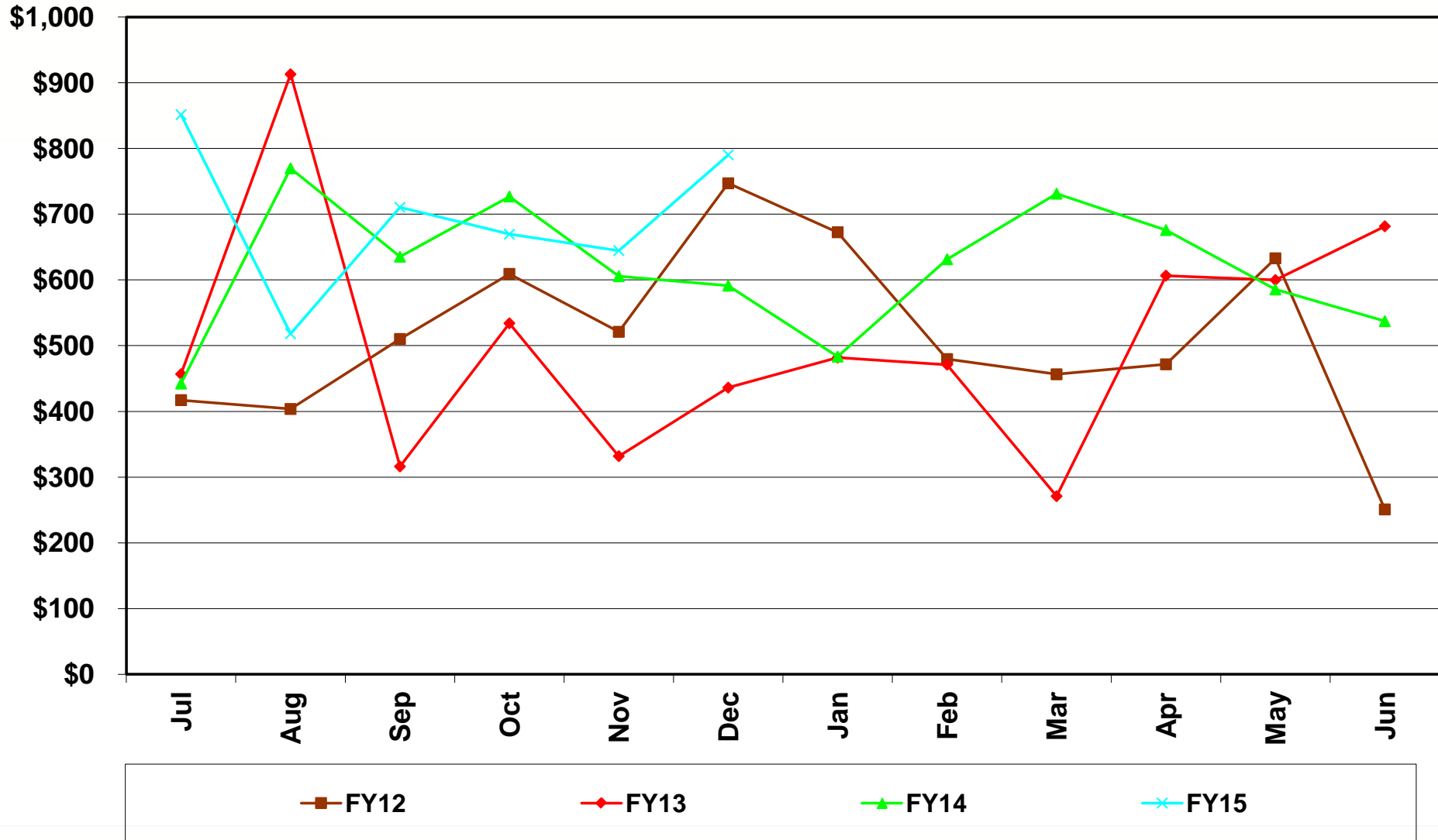
Monthly Schedule of Research Awards (amounts in thousands)



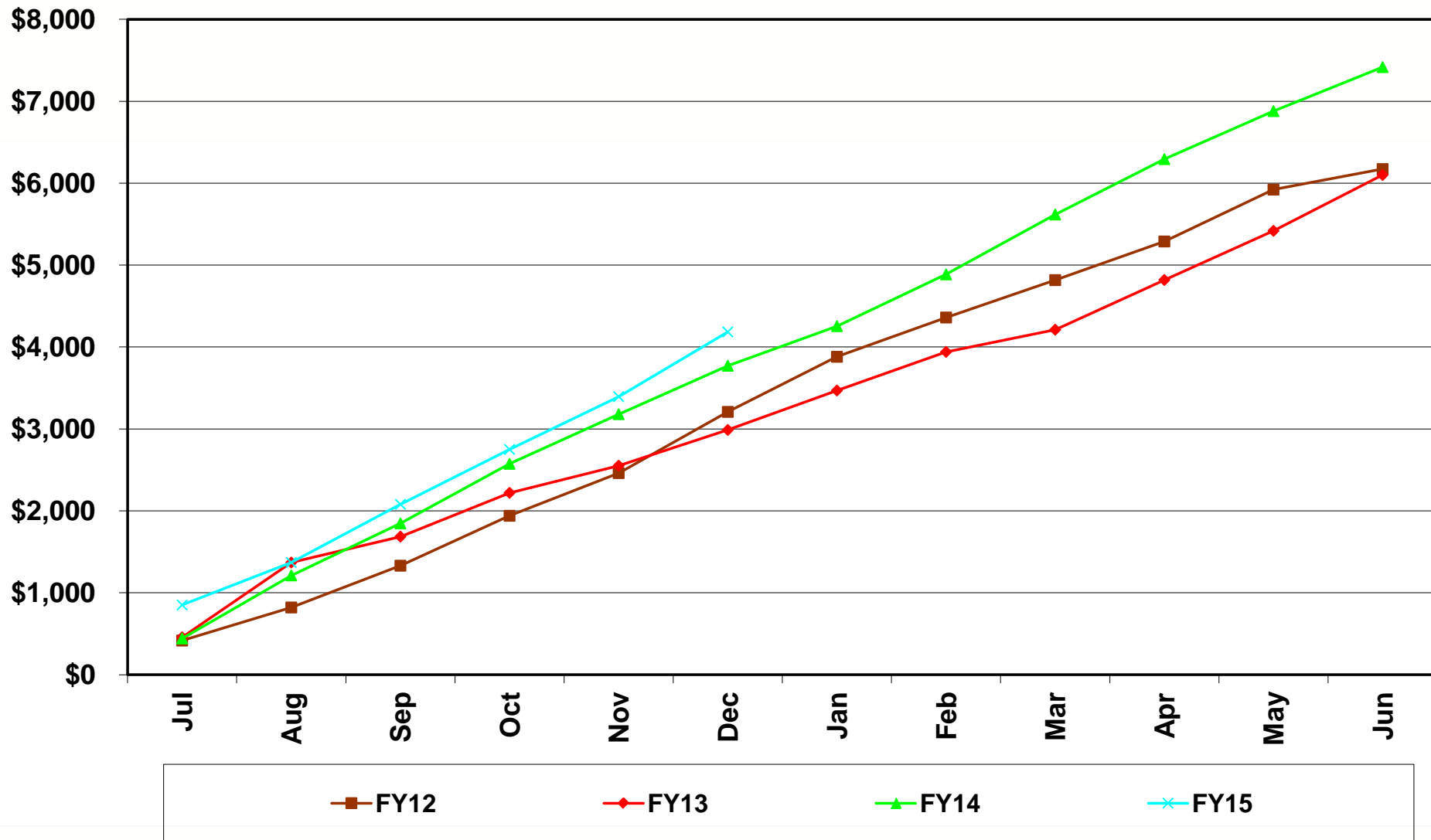
Total Research Awards – ARRA Breakout From FY 2006 to FY 2015 (through December 2014)



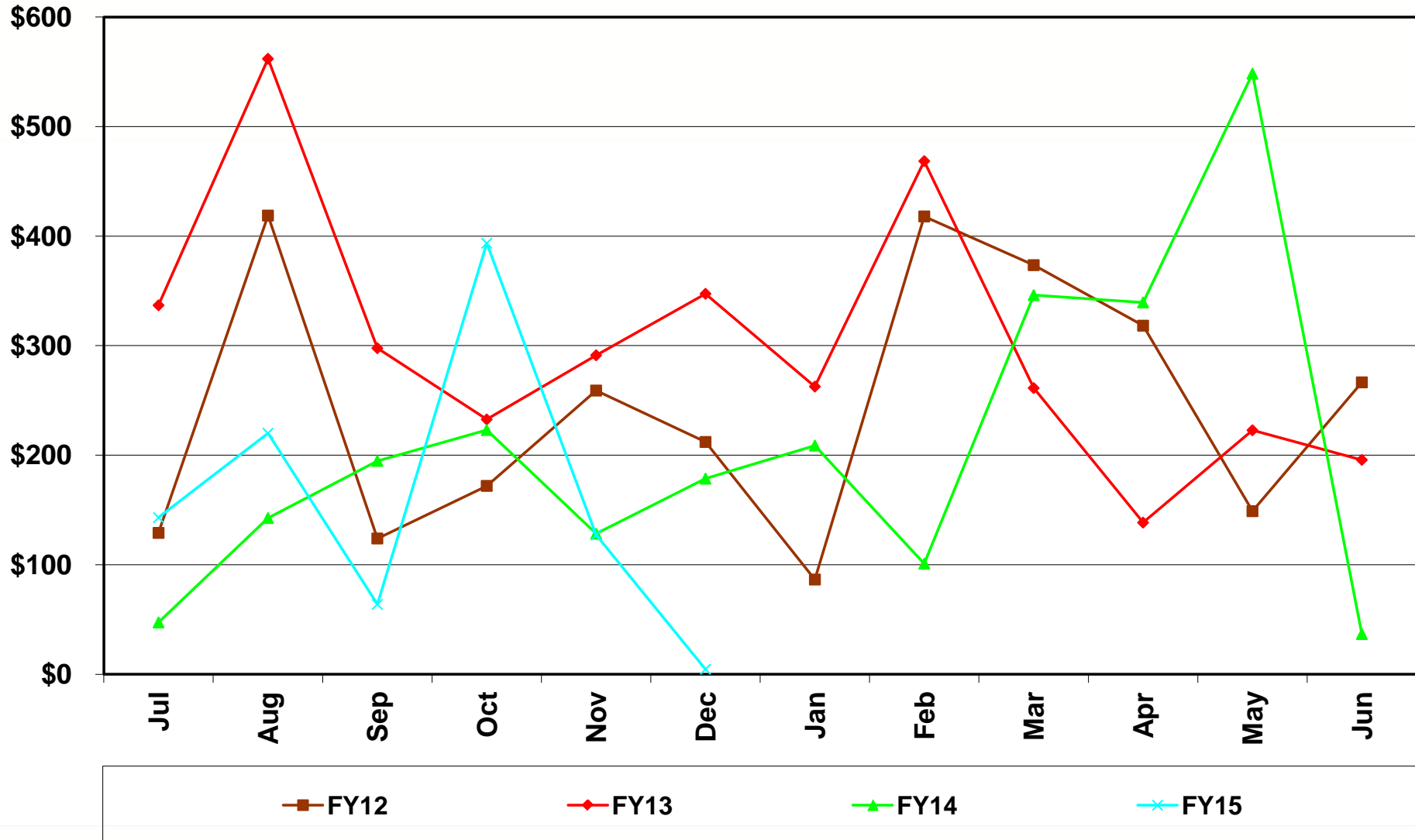
Actual Clinical Trial Cash Receipts (by Month) (amounts in thousands)



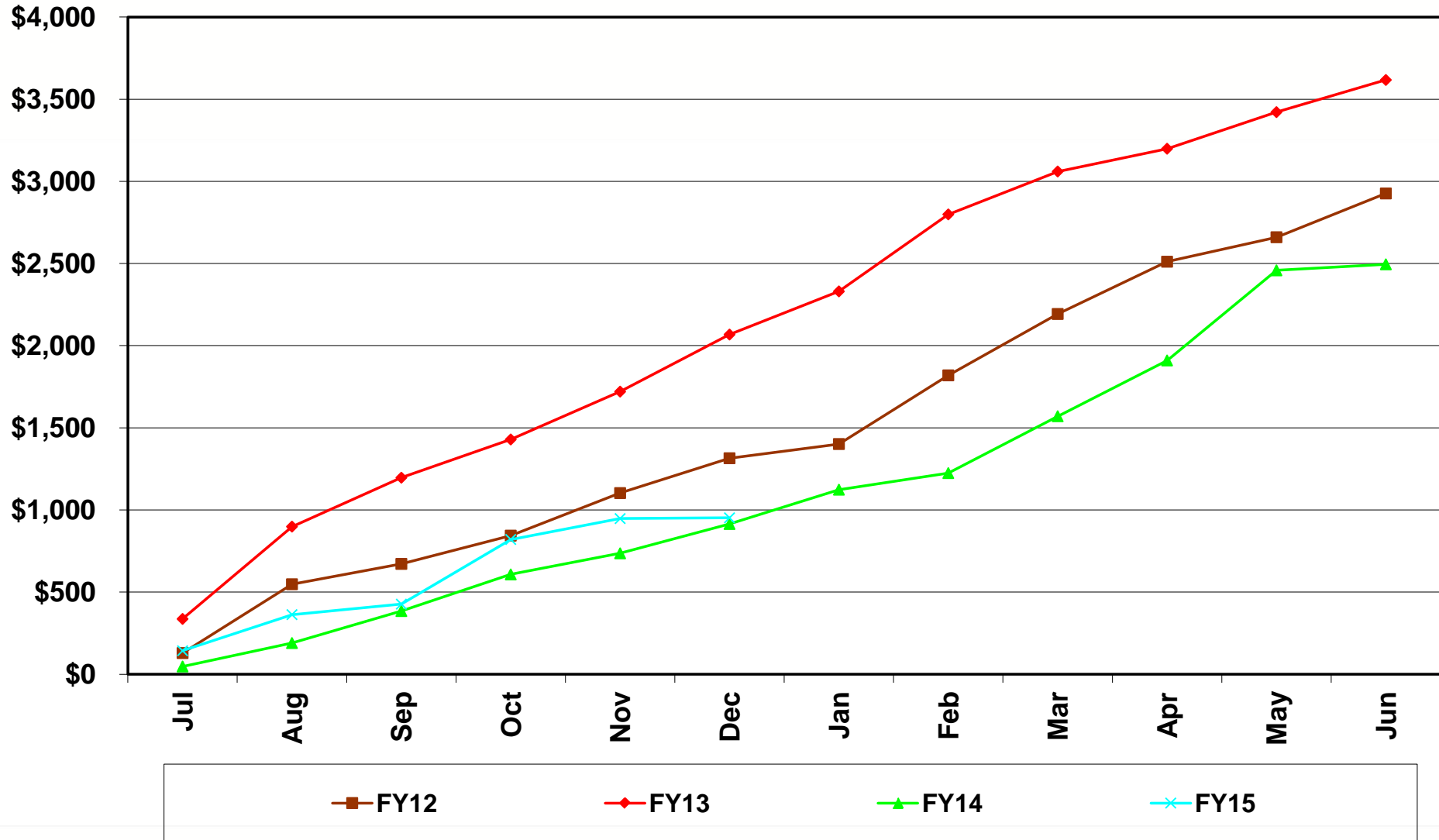
Cumulative Actual Clinical Trial Cash Receipts (by Month) (amounts in thousands)



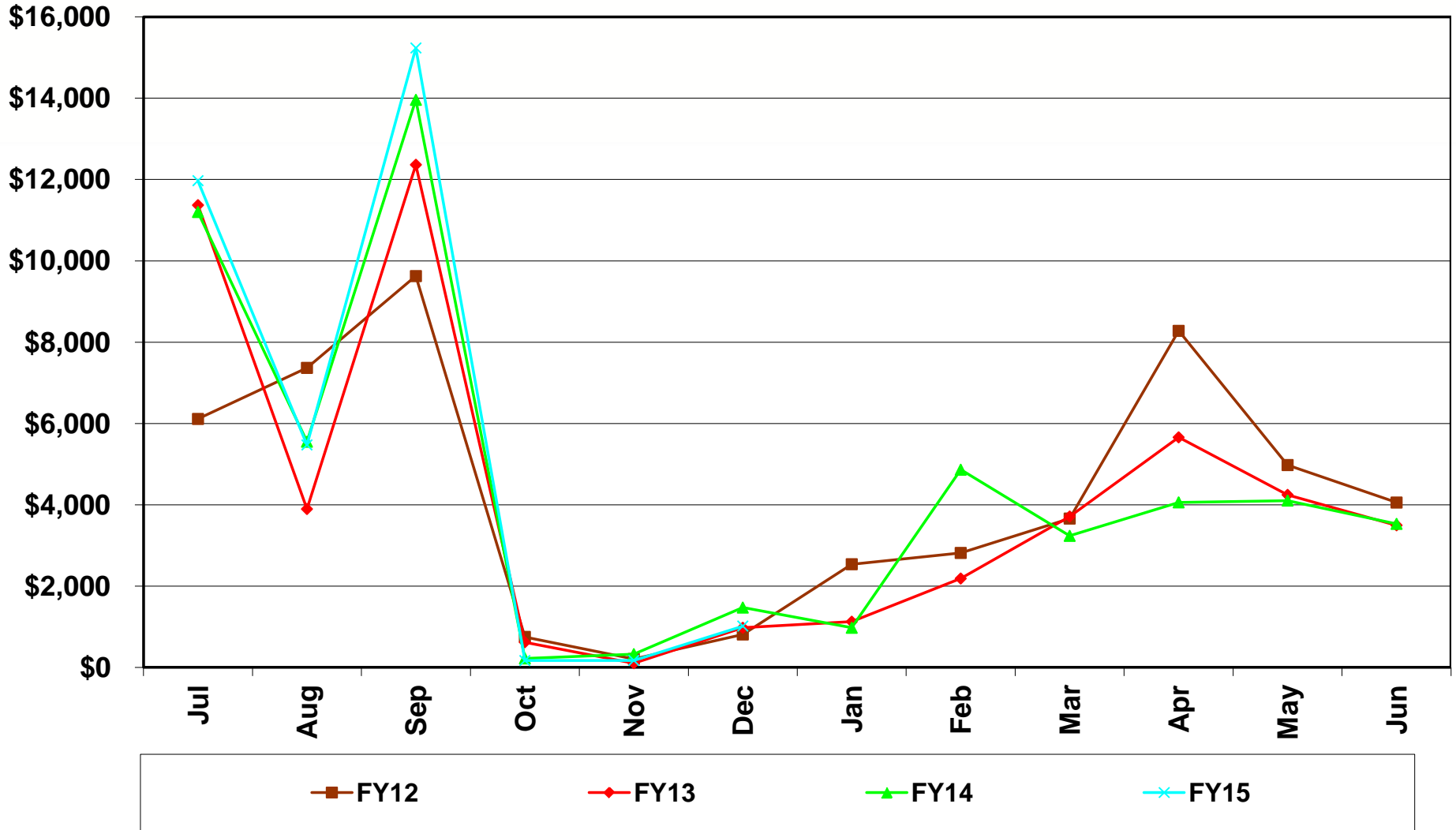
Actual Industry Sponsored Research Cash Receipts (by Month) (amounts in thousands)



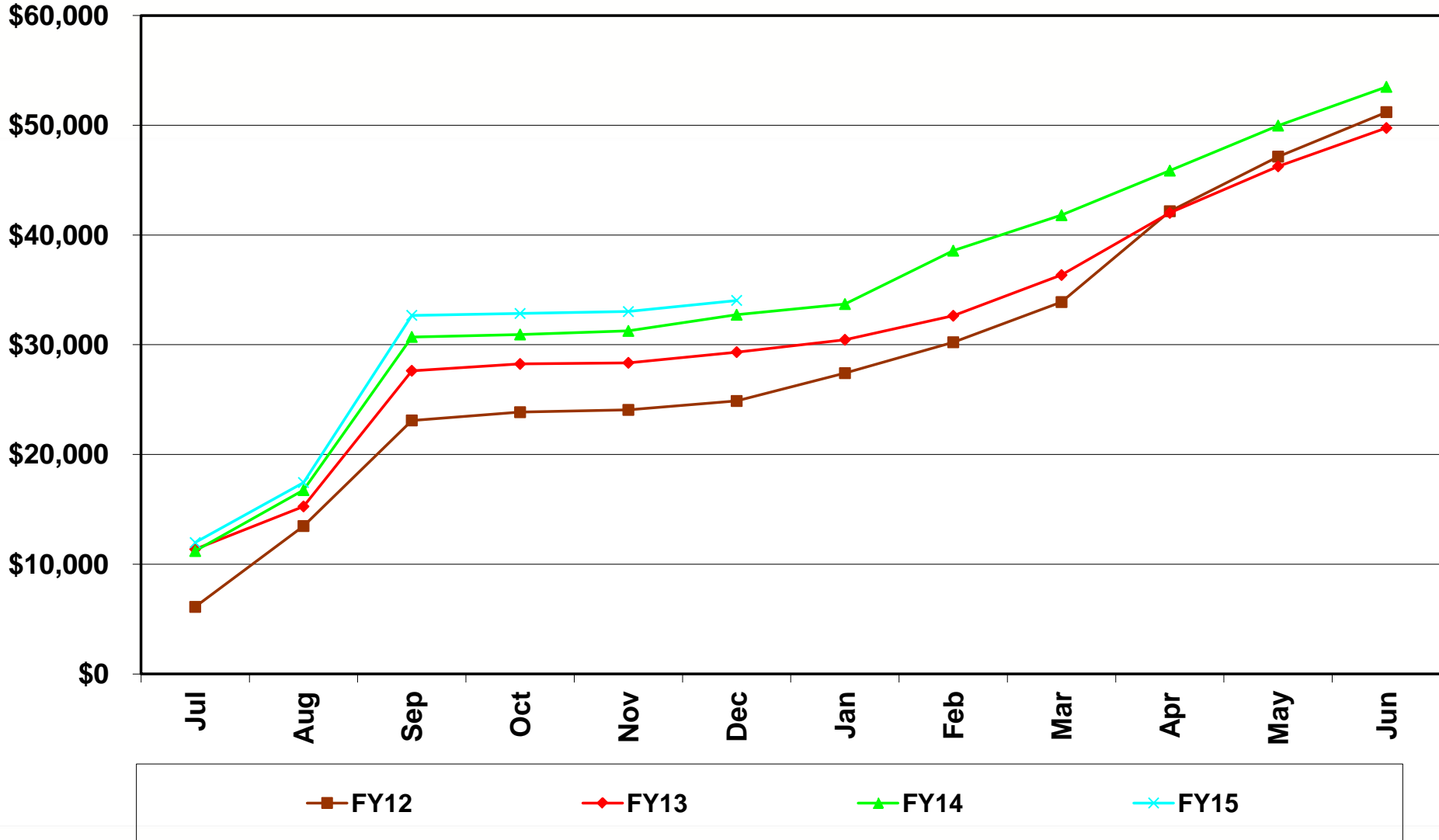
Cumulative Actual Industry Sponsored Research Cash Receipts (by Month) (amounts in thousands)



NIH Awards (by Month) (amounts in thousands)

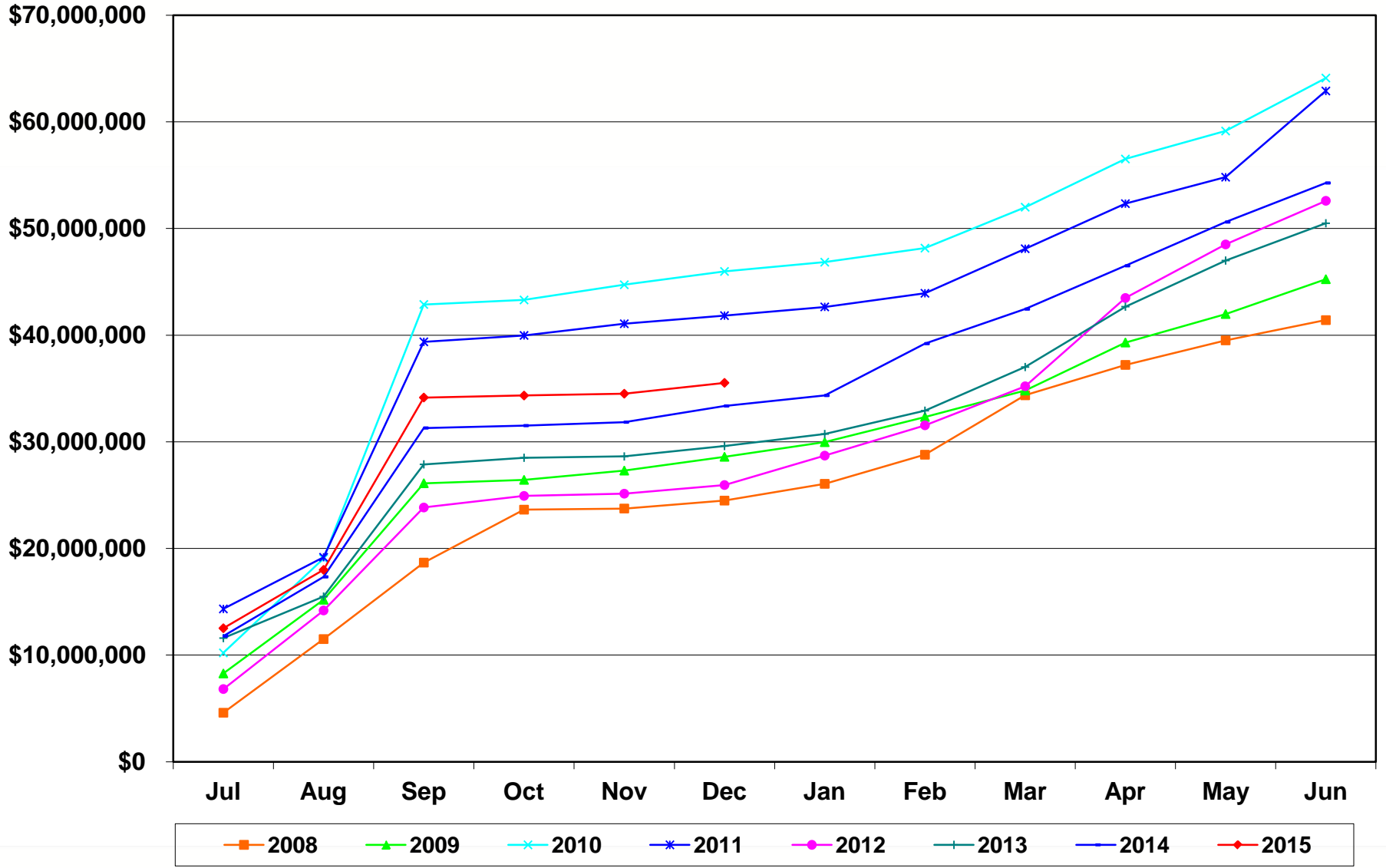


Cumulative NIH Awards (by Month) (amounts in thousands)



NIH-PHS Award Trend – Cumulative Results (by Month)

From FY 2008 to FY 2015 (through December 2014)

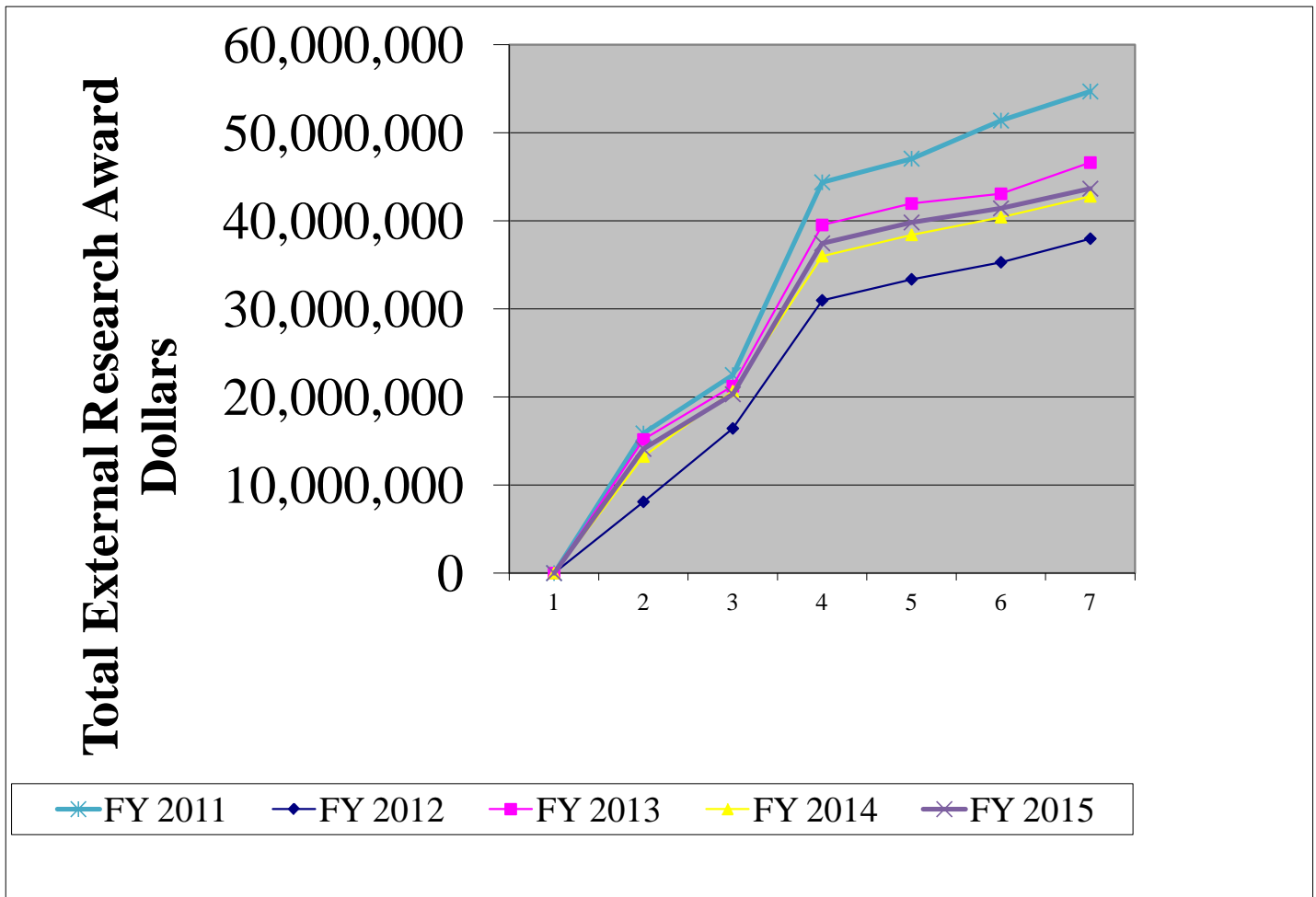




Cumulative External Research Awards

Total year-to-date external research awards equaled \$43,650,574 as of December, 2014 compared to \$42,781,976 as of December, 2013 (increase of 2.03%) \$46,611,929 as of December, 2012 (decrease of 6.35%) \$37,976,408 as of December, 2011 (increase of 14.94%) and \$54,688,436 as of December, 2010 (decrease of 20.18%).

FY 2015 vs. FY 2014, 2013, 2012 & 2011 External Research Awards (Cumulative) for the Medical Center





**Summary of Direct and Indirect Dollars
Awarded by Source**

Monthly Total for December 2014

(Fiscal Year 2015)

Source	Direct Costs Awarded	Consortium Costs	Indirect Costs Awarded	Total Costs Awarded	Percent of Total	December, 2013 Awards
National Institutes of Health	\$594,574	\$105,496	\$317,760	\$1,017,830	45.53%	\$1,472,186
National Institutes of Health - ARRA Funded	0		0	\$0		0
Other Public Health Service *	0	0	0	0	0.00%	43,585
Other Federal **	0	0	0	0	0.00%	0
Other Federal **- ARRA Funded				0	0.00%	0
Private Corporations						
Clinical Trials	746,314	0	223,935	970,249	43.40%	852,706
Other Industry Sponsored Research	80,713	0	24,214	104,927	4.69%	0
Private Health Agencies & Assoc. Foundations, Funds, & Trusts	<u>142,621</u>		<u>0</u>	<u>142,621</u>	<u>6.38%</u>	<u>0</u>
Total Research	\$1,564,222	\$105,496	\$565,909	\$2,235,627	<u>100.00%</u>	\$2,368,477
Government Funded Non-Research	<u>0</u>	<u>0</u>	<u>0</u>	<u>0</u>		<u>0</u>
Total Funds	<u>\$1,564,222</u>	<u>\$105,496</u>	<u>\$565,909</u>	<u>\$2,235,627</u>		<u>\$2,368,477</u>

* Includes Food and Drug Administration, Centers for Disease Control, Agency for Health Care Policy and Research, Substance Abuse and Mental Health Services Administration, and Health Resources and Services Administration

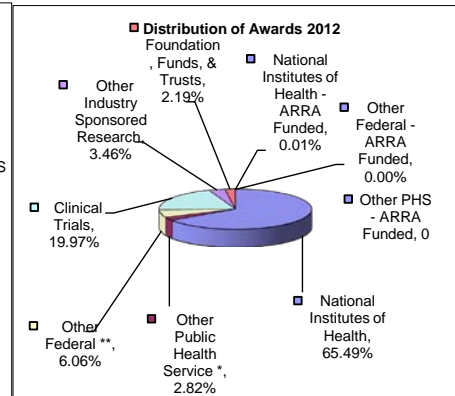
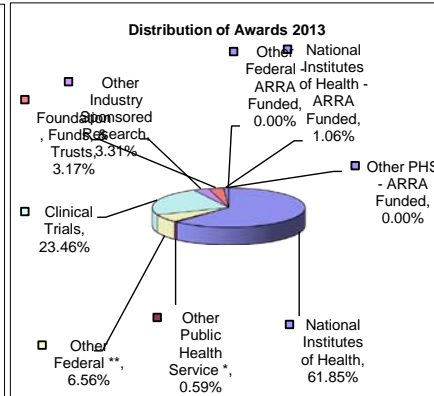
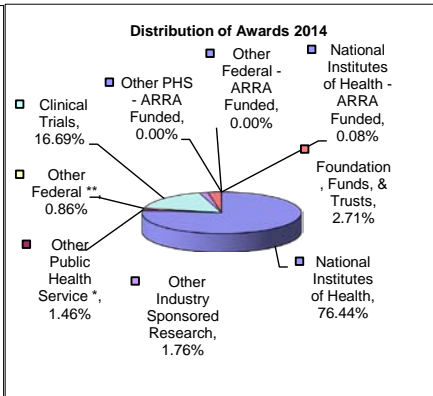
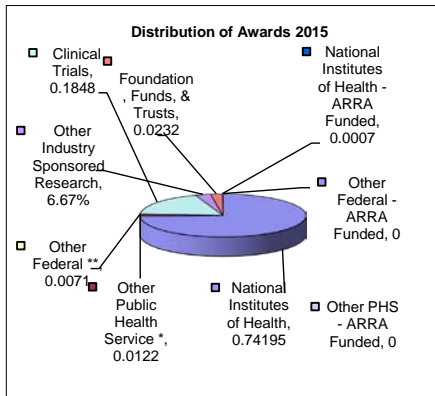
** Includes, for example, National Science Foundation, Office of Naval Research, Department of Education, etc.

**Summary of Direct and Indirect Dollars
Awarded by Source**

Year to Date Total for December 2014

(Fiscal Year 2015)

Source	Direct Costs Awarded	Consortium Costs	Indirect Costs Awarded	12/31/2014 Total Costs Awarded	12/31/2013 Increase/ (Decrease)	2 Years Prior Year to Date	12/31/2012 Increase/ (Decrease)	3 Years Prior Year to Date	12/31/2011 Increase/ (Decrease)	4 Years Prior Year to Date	12/31/2010 Increase/ (Decrease)	
National Institutes of Health	\$18,001,148	\$6,597,175	\$9,441,254	\$34,039,577	\$32,697,720	4.10%	\$28,835,147	18.05%	\$24,870,126	36.87%	\$30,271,446	12.45%
National Institutes of Health - ARRA Funded	0	0	0	\$0	35,232	N/A	494,113	N/A	3,500	N/A	10,838,743	-100.00%
Other Public Health Service	1,337,676	0	149,897	\$1,487,573	625,007	138.01%	273,983	442.94%	1,071,547	38.82%	719,565	106.73%
Other Public Health Service ARRA Funded	0	0	0	\$0	0	N/A	0	N/A	0	N/A	0	N/A
Other Federal	110,474	0	60,761	171,235	367,642	-53.42%	3,056,971	-94.40%	2,303,094	-92.57%	1,308,516	-86.91%
Other Federal - ARRA Funded		0	0	0	0	N/A	0	N/A	0	N/A	0	N/A
Private Corporations												
Clinical Trials	5,447,190	0	1,633,853	7,081,043	7,142,093	-0.85%	10,934,597	-35.24%	7,582,419	-6.61%	7,977,235	-11.23%
Other Industry Sponsored Research	175,797	0	52,744	228,541	753,297	-69.66%	1,541,644	-85.18%	1,314,560	-82.61%	2,295,881	-90.05%
Private Health Agencies & Assoc. Foundation, Funds, & Trusts	<u>576,517</u>	<u>0</u>	<u>66,088</u>	<u>642,605</u>	<u>1,160,985</u>	<u>-44.65%</u>	<u>1,475,474</u>	N/A	<u>831,162</u>	<u>-22.69%</u>	<u>1,277,050</u>	<u>-49.68%</u>
Total Research	\$25,648,802	\$6,597,175	\$11,404,597	\$43,650,574	\$42,781,976	<u>2.03%</u>	\$46,611,929	<u>-6.35%</u>	\$37,976,408	<u>14.94%</u>	\$54,688,436	<u>-20.18%</u>
Government Funded Non-Research	<u>4,215,201</u>	<u>0</u>	<u>0</u>	<u>4,215,201</u>	<u>4,172,047</u>		<u>3,938,070</u>		<u>4,687,105</u>		<u>3,784,812</u>	
Total Funds	<u>\$29,864,003</u>	<u>\$6,597,175</u>	<u>\$11,404,597</u>	<u>\$47,865,775</u>	<u>\$46,954,023</u>		<u>\$50,549,999</u>		<u>\$42,663,513</u>		<u>\$58,473,248</u>	





**Summary of Total Dollars
From All Sources
By Direct and Indirect Costs**

(Fiscal Year 2015 by Month)

Source	Research			Total Costs Awarded	Government Non-Research	Total Awards
	Direct Costs Awarded	Consortium Costs	Indirect Costs Awarded			
July, 2014	8,485,309	1,617,012	3,996,847	\$14,099,168	4,215,201	\$18,314,369
August	3,813,025	599,999	1,792,731	6,205,755		6,205,755
September	8,792,883	4,274,668	4,074,386	17,141,937		17,141,937
October	1,784,709		580,226	2,364,935		2,364,935
November	1,208,654		394,498	1,603,152		1,603,152
December	1,564,222	105,496	565,909	2,235,627		2,235,627
January, 2015				0		0
February				0		0
March				0		0
April				0		0
May				0		0
June				0		0
Totals to Date	<u>\$25,648,802</u>	<u>\$6,597,175</u>	<u>\$11,404,597</u>	<u>\$43,650,574</u>	<u>\$4,215,201</u>	<u>\$47,865,775</u>



Summary of the Largest Five Research Awards for December 2014

Principal Investigator	Funding Agency	Award	Grant Year
Cole, Brian	Aesculap Biologics, LLC	\$ 545,905	01
Lynch, Elizabeth	National Center on Minority Health and Health Disparities	\$ 339,205	03
Barker, Edward	National Institute of Allergy and Infectious Diseases	\$ 335,453	09
Karmali, Reem	Janssen Research & Development, LLC	\$ 164,180	01
Bennett, David	National Institute of Diabetes and Digestive and Kidney Diseases	\$ 162,090	01

Summary of the Largest Five New Research Awards for December 2014

Principal Investigator	Funding Agency	Award	Grant Year
Cole, Brian	Aesculap Biologics, LLC	\$ 545,905	01
Karmali, Reem	Janssen Research & Development, LLC	\$ 164,180	01
Bennett, David	National Institute of Diabetes and Digestive and Kidney Diseases	\$ 162,090	01
An, Howard	Yuhan Corporation	\$ 104,927	01
Simpson, Mindy	CSL Behring, Inc.	\$ 97,555	01

Report of External Research

Federal

For the Month of December 2014



ORA#	Investigator, Department, Award Amount	Project Detail																
13012104	Arvanitakis, Zoe Rush Alzheimer's Disease Center	Mechanisms linking insulin resistance to brain structure, pathology and function																
Year 01	<table border="0"> <tr> <td>\$0.00</td> <td>Direct</td> <td></td> </tr> <tr> <td>\$0.00</td> <td>Consortium</td> <td></td> </tr> <tr> <td><u>\$3,571.00</u></td> <td>Indirect</td> <td></td> </tr> <tr> <td>\$3,571.00</td> <td>Total</td> <td></td> </tr> </table>	\$0.00	Direct		\$0.00	Consortium		<u>\$3,571.00</u>	Indirect		\$3,571.00	Total		<table border="0"> <tr> <td>Fund# 92186</td> <td>Continuation Grant</td> </tr> <tr> <td></td> <td>Research Grant 1R01NS084965-01</td> </tr> </table>	Fund# 92186	Continuation Grant		Research Grant 1R01NS084965-01
\$0.00	Direct																	
\$0.00	Consortium																	
<u>\$3,571.00</u>	Indirect																	
\$3,571.00	Total																	
Fund# 92186	Continuation Grant																	
	Research Grant 1R01NS084965-01																	
	<table border="0"> <tr> <td>Budget Period</td> <td>07/01/2014</td> <td>To:</td> <td>06/30/2015</td> </tr> <tr> <td>Project Period</td> <td>07/01/2014</td> <td>To:</td> <td>06/30/2019</td> </tr> <tr> <td>Funding</td> <td colspan="3">National Institute of Neurological Disorders and Stroke</td> </tr> </table>	Budget Period	07/01/2014	To:	06/30/2015	Project Period	07/01/2014	To:	06/30/2019	Funding	National Institute of Neurological Disorders and Stroke							
Budget Period	07/01/2014	To:	06/30/2015															
Project Period	07/01/2014	To:	06/30/2019															
Funding	National Institute of Neurological Disorders and Stroke																	
11010703	Barker, Edward Immunology/Microbiology	Vpu inhibits NK cell function through down regulation of NTB-A																
Year 09	<table border="0"> <tr> <td>\$150,299.00</td> <td>Direct</td> <td></td> </tr> <tr> <td>\$105,496.00</td> <td>Consortium</td> <td></td> </tr> <tr> <td><u>\$79,658.00</u></td> <td>Indirect</td> <td></td> </tr> <tr> <td>\$335,453.00</td> <td>Total</td> <td></td> </tr> </table>	\$150,299.00	Direct		\$105,496.00	Consortium		<u>\$79,658.00</u>	Indirect		\$335,453.00	Total		<table border="0"> <tr> <td>Fund# 92043</td> <td>Continuation Grant</td> </tr> <tr> <td></td> <td>Research Grant 5R01AI065361-09</td> </tr> </table>	Fund# 92043	Continuation Grant		Research Grant 5R01AI065361-09
\$150,299.00	Direct																	
\$105,496.00	Consortium																	
<u>\$79,658.00</u>	Indirect																	
\$335,453.00	Total																	
Fund# 92043	Continuation Grant																	
	Research Grant 5R01AI065361-09																	
	<table border="0"> <tr> <td>Budget Period</td> <td>12/01/2014</td> <td>To:</td> <td>11/30/2015</td> </tr> <tr> <td>Project Period</td> <td>04/01/2005</td> <td>To:</td> <td>11/30/2016</td> </tr> <tr> <td>Funding</td> <td colspan="3">National Institute of Allergy and Infectious Diseases</td> </tr> </table>	Budget Period	12/01/2014	To:	11/30/2015	Project Period	04/01/2005	To:	11/30/2016	Funding	National Institute of Allergy and Infectious Diseases							
Budget Period	12/01/2014	To:	11/30/2015															
Project Period	04/01/2005	To:	11/30/2016															
Funding	National Institute of Allergy and Infectious Diseases																	
13101607	Bennett, David Neurological Sciences	The Brain Transcriptome and Lifetime Obesity Measures: The Framingham Study																
Year 01	<table border="0"> <tr> <td>\$105,941.00</td> <td>Direct</td> <td></td> </tr> <tr> <td>\$0.00</td> <td>Consortium</td> <td></td> </tr> <tr> <td><u>\$56,149.00</u></td> <td>Indirect</td> <td></td> </tr> <tr> <td>\$162,090.00</td> <td>Total</td> <td></td> </tr> </table>	\$105,941.00	Direct		\$0.00	Consortium		<u>\$56,149.00</u>	Indirect		\$162,090.00	Total		<table border="0"> <tr> <td>Fund# 51723</td> <td>New Subcontract</td> </tr> <tr> <td></td> <td>Research Grant R01DK099269</td> </tr> </table>	Fund# 51723	New Subcontract		Research Grant R01DK099269
\$105,941.00	Direct																	
\$0.00	Consortium																	
<u>\$56,149.00</u>	Indirect																	
\$162,090.00	Total																	
Fund# 51723	New Subcontract																	
	Research Grant R01DK099269																	
	<table border="0"> <tr> <td>Budget Period</td> <td>07/29/2014</td> <td>To:</td> <td>05/31/2015</td> </tr> <tr> <td>Project Period</td> <td>07/29/2014</td> <td>To:</td> <td>05/31/2015</td> </tr> <tr> <td>Funding</td> <td colspan="3">National Institute of Diabetes and Digestive and Kidney Diseases</td> </tr> </table>	Budget Period	07/29/2014	To:	05/31/2015	Project Period	07/29/2014	To:	05/31/2015	Funding	National Institute of Diabetes and Digestive and Kidney Diseases							
Budget Period	07/29/2014	To:	05/31/2015															
Project Period	07/29/2014	To:	05/31/2015															
Funding	National Institute of Diabetes and Digestive and Kidney Diseases																	

ORA#	Investigator, Department, Award Amount	Project Detail		
13021807	Berry-Kravis, Elizabeth Pediatric Neurology	Decisional Capacity and Informed Consent in Fragile X Syndrome		
Year 03	\$3,910.00 Direct \$0.00 Consortium <u>\$2,072.00 Indirect</u>	Fund# 51665	Continuation Subcontract	
	\$5,982.00 Total		Research Grant R01HD071987	
	Budget Period 07/01/2014 To: 06/30/2015			
	Project Period 07/01/2014 To: 06/30/2015			
	Funding National Institute of Child Health & Human Development			
08062405	Boggio, Lisa Pediatric Hematology/Oncology	The Molecular and Clinical Biology of von Willebrand Disease		
Year 02	\$7,604.00 Direct \$0.00 Consortium <u>\$4,030.00 Indirect</u>	Fund# 51721	New Subcontract	
	\$11,634.00 Total		Research Grant R01HL112614	
	Budget Period 02/18/2014 To: 11/30/2014			
	Project Period 02/18/2014 To: 11/30/2014			
	Funding National Heart, Lung, and Blood Institute			
11082501	Desai, Seema Immunology/Microbiology	Pharmacotherapy for Alcohol Consumption in HIV infected Women		
Year 04	\$6,508.00 Direct \$0.00 Consortium <u>\$3,449.00 Indirect</u>	Fund# 51599	Continuation Subcontract	
	\$9,957.00 Total		Research Grant U01AA020797	
	Budget Period 09/01/2014 To: 08/31/2015			
	Project Period 09/01/2014 To: 08/31/2015			
	Funding National Institute on Alcohol Abuse and Alcoholism			
10062110	Hall, Deborah Neurological Sciences	Exploratory study of different doses of endurance exercise in people with Parkinson's disease / Acronym: SPARX		
Year 05	\$31,111.00 Direct \$0.00 Consortium <u>\$15,555.00 Indirect</u>	Fund# 51612	Continuation Subcontract	
	\$46,666.00 Total		Research Grant R01NS074343	
	Budget Period 09/01/2013 To: 08/31/2014			
	Project Period 09/01/2013 To: 08/31/2014			
	Funding National Institute of Neurological Disorders and Stroke			

ORA#	Investigator, Department, Award Amount	Project Detail		
12090503	Lynch, Elizabeth Preventive Medicine	Partnership for Congregational Wellness		
Year 03	\$221,703.00 Direct \$0.00 Consortium <u>\$117,502.00 Indirect</u>	Fund# 92110	Continuation Grant	
	\$339,205.00 Total		Research Grant 1R24MD007994-03	
	Budget Period 12/01/2014 To: 11/30/2015 Project Period 01/01/2013 To: 11/30/2015 Funding National Center on Minority Health and Health Disparities			
12030603	Mathew, Mathew Orthopedics	Tribocorrosion in Modular Hip Joint Junctions-A Parametric Mechanistic Study		
Year 03	\$50,000.00 Direct \$0.00 Consortium <u>\$26,500.00 Indirect</u>	Fund# 92112	Continuation Grant	
	\$76,500.00 Total		Research Grant 5R03AR064005-03	
	Budget Period 12/01/2014 To: 11/30/2015 Project Period 12/07/2012 To: 11/30/2015 Funding National Institute of Arthritis and Musculoskeletal and Skin Diseases			
14011401	Perez, Sylvia Neurological Sciences	Neuronal tangle propagation in preclinical AD		
Year 01	\$16,518.00 Direct \$0.00 Consortium <u>\$8,754.00 Indirect</u>	Fund# 51722	New Grant	
	\$25,272.00 Total		Research Grant R21AG044712	
	Budget Period 07/01/2014 To: 02/28/2015 Project Period 07/01/2014 To: 02/28/2015 Funding National Institute on Aging			
13031305	Shah, Raj Rush Alzheimer's Disease Center	A Randomized Recruitment Intervention ("RECRUIT")		
Year 02	\$980.00 Direct \$0.00 Consortium <u>\$520.00 Indirect</u>	Fund# 51657	Continuation Grant	
	\$1,500.00 Total		Research Grant U24MD006941	
	Budget Period 07/01/2014 To: 06/30/2015 Project Period 07/01/2014 To: 06/30/2015 Funding National Center on Minority Health and Health Disparities			

\$1,017,830.00 Grand Federal