

**Table 1a: Rush University Admissions Data by College, AY1819 to AY2223**

COMP = Completed Applications; ADMIT = Admitted Applicants; MAT = Matriculated Students

Acceptance Rate = ADMIT/COMP; Yield Rate = MAT/ADMIT

College of Health Sciences	COMP	ADMIT	MAT	Yield Rate
AY1819	2,974	577	306	53%
AY1920	2,861	500	325	65%
AY2021	3,305	604	324	54%
AY2122*	3,239	547	382	70%
AY2223	3,254	640	340	53%
<b>CHS 5-year Total</b>	<b>15,633</b>	<b>2,868</b>	<b>1,677</b>	<b>58%</b>

College of Nursing	COMP	ADMIT	MAT	Yield Rate
AY1819	1,041	583	458	79%
AY1920	1,230	579	462	80%
AY2021	1,241	614	461	75%
AY2122	949	597	413	69%
AY2223	933	590	410	69%
<b>RMC 5-year Total</b>	<b>5,394</b>	<b>2,963</b>	<b>2,204</b>	<b>74%</b>

Rush Medical College	COMP	ADMIT	MAT	Yield Rate
AY1819	6,182	307	144	47%
AY1920	7,262	329	144	44%
AY2021	7,485	308	155	50%
AY2122	7,806	293	152	52%
AY2223	8,464	264	144	55%
<b>RMC 5-year Total</b>	<b>37,199</b>	<b>1,501</b>	<b>739</b>	<b>49%</b>

The Graduate College	COMP	ADMIT	MAT	Yield Rate
AY1819	196	136	96	71%
AY1920	148	124	65	52%
AY2021	201	158	87	55%
AY2122	187	140	71	51%
AY2223	158	117	69	59%
<b>GC 5-year Total</b>	<b>890</b>	<b>675</b>	<b>388</b>	<b>57%</b>

Rush University	COMP	ADMIT	MAT	Yield Rate
AY1819	10,393	1,603	1,004	63%
AY1920	11,501	1,532	996	65%
AY2021	12,232	1,684	1,027	61%
AY2122*	12,181	1,577	1,018	65%
AY2223	12,809	1,611	963	60%
<b>RU 5-year Total</b>	<b>59,116</b>	<b>8,007</b>	<b>5,008</b>	<b>63%</b>

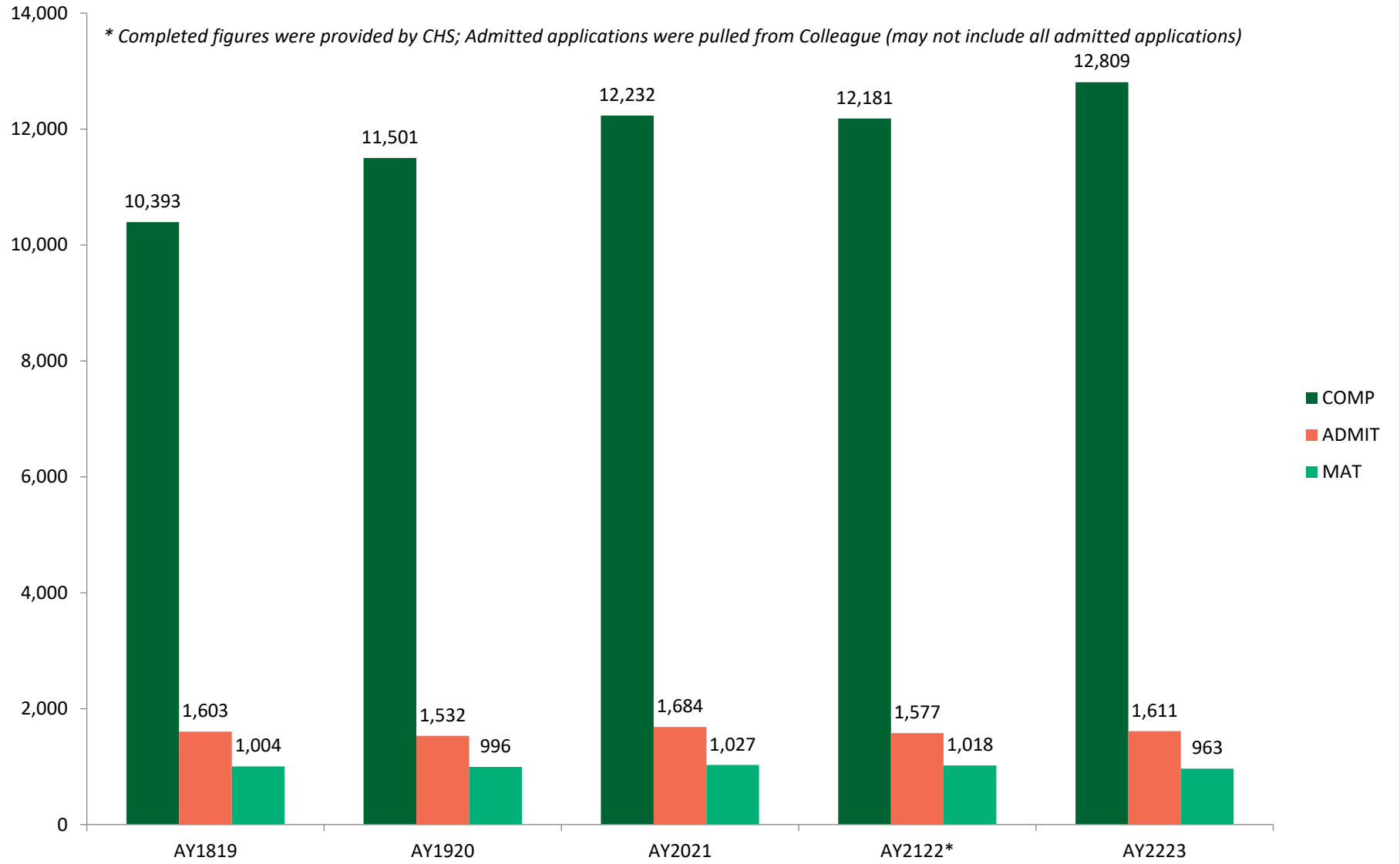
Note: Academic year includes fall, spring, and summer terms of any given year.

\* COMP data for AY2122 were provided by CHS; ADMIT records were pulled from Colleague (may not include all records)

# Rush University Application Summary

## Totals by Status & Academic Year

(COMP = Complete; ADMIT = Admitted; MAT = Matriculated)

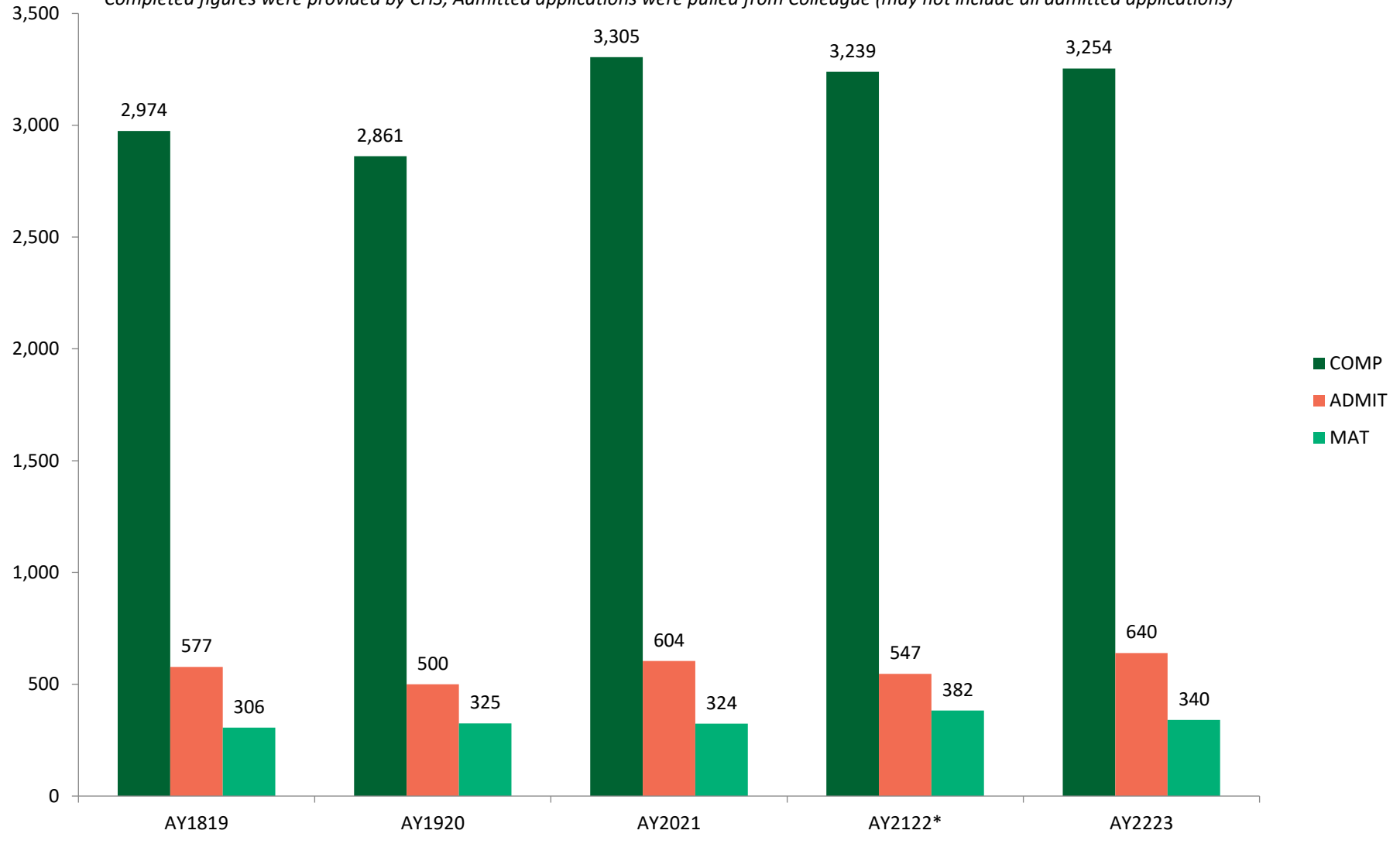


# College of Health Sciences Application Summary

## Totals by Status & Academic Year

(COMP = Complete; ADMIT = Admitted; MAT = Matriculated)

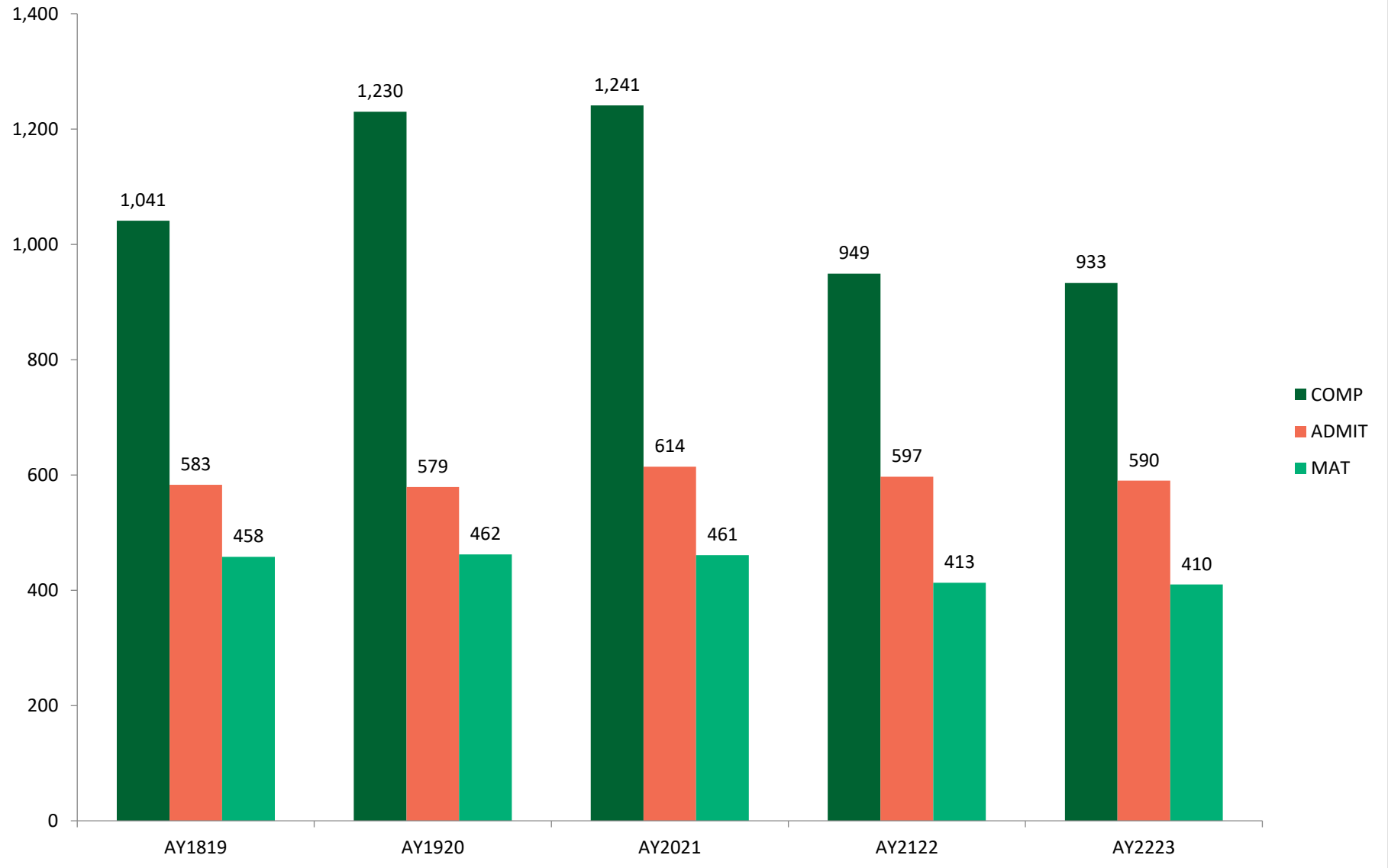
*\* Completed figures were provided by CHS; Admitted applications were pulled from Colleague (may not include all admitted applications)*



# College of Nursing Application Summary

## Totals by Status & Academic Year

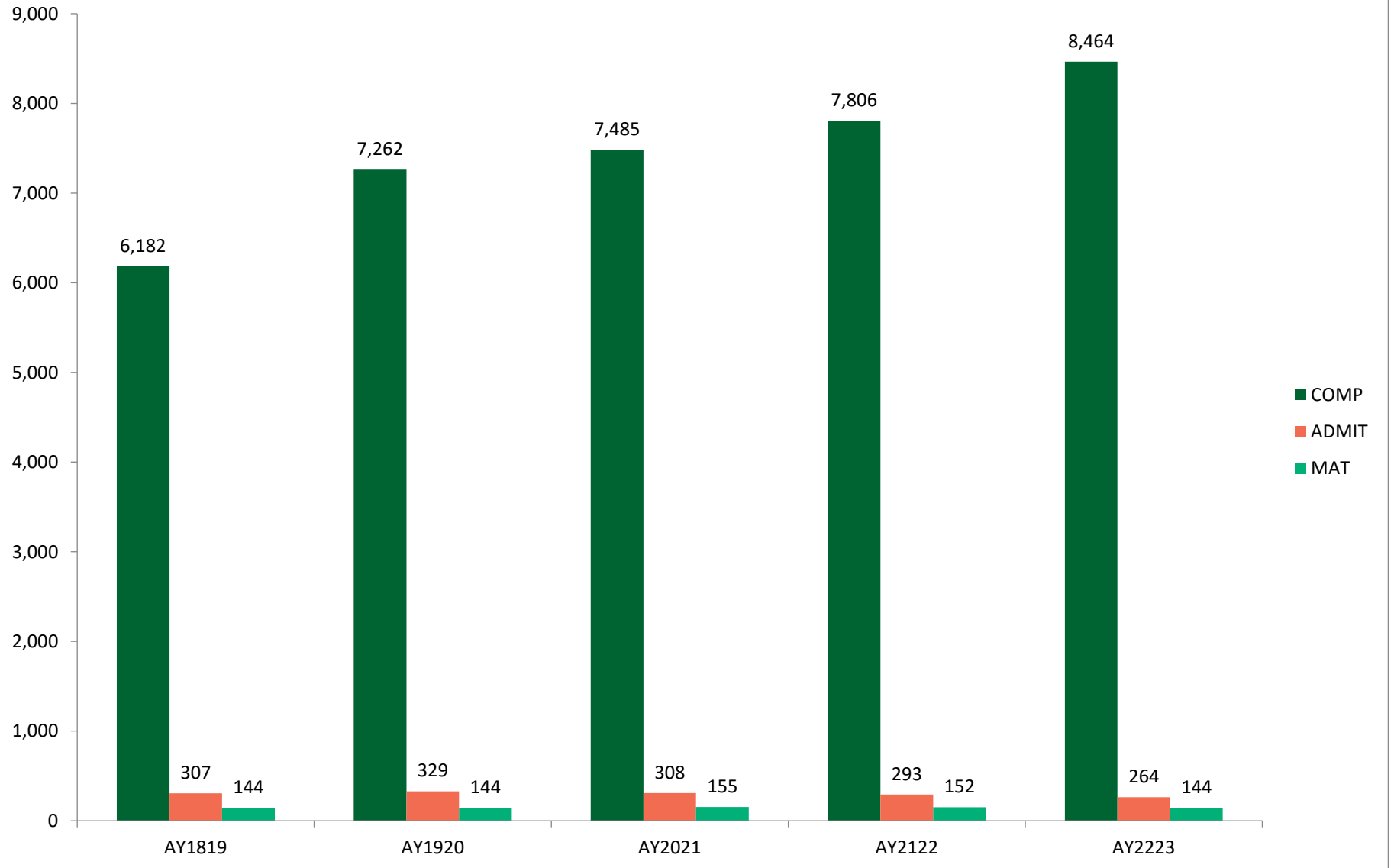
(COMP = Complete; ADMIT = Admitted; MAT = Matriculated)



# Rush Medical College Application Summary

## Totals by Status & Academic Year

(COMP = Complete; ADMIT = Admitted; MAT = Matriculated)



# The Graduate College Application Summary

## Totals by Status & Academic Year

(COMP = Complete; ADMIT = Admitted; MAT = Matriculated)

